



February 19, 2013

Ms. Shelly Lam, LPG
Federal On-Scene Coordinator
Emergency Response Branch
U.S. Environmental Protection Agency, Region 5
2525 N. Shadeland Avenue
Indianapolis, IN 46219

Subject: Site Assessment Report
Dixon Road Site
1114 South Dixon Street, Kokomo, Howard County, Indiana
Technical Direction Document No. TO-01-12-10-1012
OTIE Contract No. EP-S5-10-10

Dear Ms. Lam:

OTIE is submitting the enclosed Site Assessment Report for the Dixon Road Site in Kokomo, Indiana. If you have any questions or comments about the report or need additional copies, please contact me at (312) 220-7000 x24 or Raghu Nagam at (312) 220-7005.

Sincerely,

A handwritten signature in blue ink that reads "Santino Nardulli".

Santino Nardulli
Project Manager

Enclosure

cc: Raghu Nagam, START Program Manager

**SITE ASSESSMENT REPORT
DIXON ROAD SITE
KOKOMO, HOWARD COUNTY, INDIANA**

Prepared for:

U.S. Environmental Protection Agency
Emergency Response Branch, Region 5
77 West Jackson Boulevard
Chicago, IL 60604

TDD No.:	TO-01-12-10-1012
Date Prepared:	January 19, 2013
Contract No.:	EP-S5-10-10
Prepared by:	OTIE
START Project Manager:	Santino Nardulli
Telephone No.:	(312) 220-7000 x24
U.S. EPA On-Scene Coordinator:	Shelly Lam
Telephone No.:	(317) 417-0980



100 W Monroe Street, Suite 300
Chicago, IL 60603

TABLE OF CONTENTS

<u>Section</u>	<u>Page</u>
1. INTRODUCTION.....	1
2. SITE BACKGROUND	2
2.1 Site Description	2
2.2 Site History	2
3. SITE ASSESSMENT ACTIVITIES	3
3.1 Site Reconnaissance	3
3.2 Preliminary Screening and Sampling	4
3.2.1 Surface Soil Investigation	4
3.2.2 Subsurface Soil Boring Investigation.....	7
3.2.3 Analytical Sampling.....	9
4. ANALYTICAL RESULTS	10
4.1 Surface Soil Analytical Results.....	10
4.2 Subsurface Soil Analytical Results.....	10
5. POTENTIAL SITE RELATED THREATS	16
6. SUMMARY	18

TABLES

<u>Table</u>	<u>Page</u>
Table 1 Surface Soil XRF Screening Data.....	5
Table 2 Subsurface Soil Screening Data.....	8
Table 3 Surface Soil Analytical Results.....	11
Table 4 Subsurface Soil Analytical Results.....	13

APPENDICES

- A SITE FIGURES
 - 1 Site Location Maps
 - 2 Site Layout Map
 - 3 Sample Location Map
- B PHOTOGRAPHIC LOG
- C SOIL BORINGS
- D VALIDATED ANALYTICAL DATA PACKAGE

1. INTRODUCTION

The United States Environmental Protection Agency (U.S. EPA) has tasked Oneida Total Integrated Enterprises (OTIE) with the performance of a Site Assessment at the Dixon Road Site. OTIE has prepared this Site Assessment Report in accordance with the requirements of U.S. EPA Technical Direction Document (TDD) No. TO-01-12-10-1012 issued under the Superfund Technical Assessment and Response Team (START) contract No. EP-S5-10-10. The scope of this TDD was to conduct a Site Assessment at the Dixon Road Site (Site) in Kokomo, Howard County, Indiana. START was tasked to prepare a site-specific Health and Safety Plan, field sampling and analysis plan, subcontract an analytical laboratory, conduct surface and subsurface soil contamination investigation with drilling subcontractor, collect surface and subsurface soil samples, evaluate analytical data, document on-site conditions with written logbook notes and still photographs, and prepare this Site Assessment Report. On December 3, 2012, Santino Nardulli, the START Project Manager, along with OTIE employees Elisa Walker, and Carly Schulz, conducted field assessment activities along with the On-scene Coordinator (OSC) Shelly Lam and Indiana Department of Environmental Management's (IDEM) Senior Environmental Manager, Steve Yeary.

This Site Assessment Report summarizes the Site background; discusses the assessment activities; provides a summary of the analytical data; and discusses potential site-related threats. The Appendix for this report includes Site figures (Appendix A), a photographic log of the Site (Appendix B), the soil boring logs (Appendix C), and Validated Analytical Data Sheets (Appendix D).

2. SITE BACKGROUND

This section provides Site background information and the history of the Site.

2.1 Site Description

The Dixon Road Site (Site) is located at 1114 S. Dixon Road in Kokomo, Indiana. The Site occupies approximately 9.76 acres and is currently owned by The Vernon L. Graves Revocable Living Trust. The geographical coordinates for the approximate center of the site are 40.47457 degrees north latitude and 86.16209 degrees west longitude (Figure 1 – Site Location Map). The area surrounding the Site is a mix of residential and industrial properties with the former Kokomo municipal landfill located to the South. The Site is surrounded by Dixon Road to the west, commercial properties to the north, the former Kokomo municipal landfill to the south, and the Haynes Corporation along with a former railroad to the east. The Haynes Corporation facility manufactures nickel and cobalt alloys and operates their own landfill onsite. The Wildcat Creek borders the Site on the north side and flows west towards Wabash River near Lafayette, IN.

2.2 Site History

During the 1930's and 40's, the Site was the location of an agricultural chemical manufacturer. Prior to 1951, the Site along with the Kokomo Municipal landfill located at 1130 South Dixon Road, Kokomo, IN. were listed under a single chain of title. Since 1951, these two parcels of land were separated, owned and operated for a variety of businesses by several different owners. The Vernon L. Graves Revocable Living Trust (the Trust) is the current owner of record for the Site. The Site is currently operating as a metal recycling facility under a lease from the Trust. Prior to metal recycling operations, this Site was used as a salvage yard for a towing company. In August 2011, a site assessment was conducted on the adjacent Kokomo municipal landfill by START. This site assessment sample analytical results indicated elevated levels of lead and arsenic in the surface soil and drum samples. Based on these results, U.S. EPA tasked OTIE, the START contractor, to conduct surface and subsurface soil contamination investigation at the Site.

3. SITE ASSESSMENT ACTIVITIES

Site Assessment (SA) activities at the Site, including site reconnaissance and sampling activities, are discussed below. U.S. EPA, IDEM, and START performed the Site assessment, which included conducting surface and subsurface soil contamination investigation with drilling subcontractor, Ark Engineering Services Inc., and the collection of surface and subsurface soil samples.

A site-specific Sampling and Analysis Plan (SAP) was developed for the SA prior to conducting fieldwork activities. The SAP described the data quality objectives (DQO), sampling strategy, sampling locations, sampling methodology, and analytical procedures that would be used during the SA.

This section summarizes field investigation activities including Site reconnaissance (subsection 3.1) and, preliminary screening and sampling activities (subsection 3.2). Tables 1 and 2 summarize preliminary screening of surface, and subsurface soil. Photographic documentation is provided in Appendix A.

3.1 Site Reconnaissance

On December 3, 2012, OSC Shelly Lam, IDEM's Steve Yeary, and START members Santino Nardulli, Elisa Walker, and Carly Schulz mobilized to the Site and met with the drilling subcontractor, Ark Engineering services and the Site owner Mr. Graves. A Health and Safety meeting was conducted prior to the Site reconnaissance to discuss Site related threats, required personal protective equipment (PPE) and the route to the hospital. Site reconnaissance activities were conducted in Level "D" PPE gear in accordance with the approved site-specific Health and Safety Plan (HASP).

Prior to conducting the Site reconnaissance, START calibrated field equipment which included a ppb RAE, a Thermo TVA 1000 (TVA 1000), and Delta X-Ray fluorescence (XRF) spectrometer. The ppb RAE included a photoionization detector (PID) which screened for volatile organic compounds (VOCs), the TVA 1000 monitored for organic vapors utilizing PID and flame ionization detection (FID), and the XRF was used to detect the presence of arsenic, cadmium, chromium, lead, mercury, and silver. All field equipment was utilized for pre-sampling screening of surface and subsurface soil.

Site reconnaissance activities were conducted inside the fenced area west of the entrance gate of the salvage yard (Figure 2). Adjacent to the entrance gate on the east side stands a building that houses the salvage yard's daily operations. Reconnaissance activities followed a "U" shaped pattern that spanned the perimeter of the site beginning on the northwest portion of the Site and concluding on the

southwestern portion of the Site. Areas of inspection included treks of land near the inactive railroad tracks and the Wildcat Creek. During the reconnaissance, several tires and miscellaneous debris was observed, which according to Mr. Graves, are the remnants of the former dumping and salvage operations that occurred at the Site. Drums were observed among the debris, and they varied in their size, condition, and contents, if any. Surface soil staining was observed all along the perimeter of the Site as well as evidence of burning and chemical crystallization. At the time of the reconnaissance, the southern half of the property was being used as the active drop-off area for all current salvage activities.

3.2 Preliminary Screening and Sampling

After the Site reconnaissance, U.S. EPA, START, and IDEM conducted preliminary screening of surface and subsurface soil inside the “U” shaped perimeter of the Site. The objective of preliminary screening was to identify the existence of soil contamination and to select samples for laboratory analysis.

3.2.1 Surface Soil Investigation

Prior to surface sampling activities, preliminary screening for metals was conducted with the XRF to identify levels of arsenic, cadmium, chromium, lead, mercury, and silver in the Site surface soil. Screening areas were determined according to the findings of the initial Site reconnaissance. Areas that contained heavy visual staining, remnants of drum debris, and/or abnormalities on the soil surface were targeted as areas of interest. Thirty surface soil areas were prescreened prior to collecting laboratory samples. Results of surface soil screening are presented in Table 1.

Table 1
Surface Soil XRF Screening Data
Dixon Road Site Assessment
Kokomo, Indiana

Screening ID	Description	Arsenic	Cadmium	Chromium	Lead	Mercury	Silver
		(ppm)	(ppm)	(ppm)	(ppm)	(ppm)	(ppm)
1	Ash-like appearance	48	31	1091	830	ND	18
2	Green debris mixed within the soil	ND	ND	9587	9599	ND	ND
2b	White ash mixed within the soil	ND	ND	34	ND	ND	ND
3	Tan sandy soil	63	ND	514	657	ND	19
4	Dark black soil	99	114	498	1986	ND	ND
5	Burned remnants of former drum	82	ND	446	90	ND	ND
6	Vitrified/solidified debris – assumed former drum contents	78	ND	186	ND	ND	ND
7	Vitrified black and grey debris materials	ND	ND	ND	95	ND	ND
8	Green vitrified drum contents	11.6	ND	4.1	ND	ND	ND
9	Rusted/deteriorated drum with green contents	9.6	ND	64.5	ND	ND	ND
10	Multicolored stained soil	37	ND	186	507	ND	ND
11	Red and brown stained soil	ND	ND	409	449	ND	ND
12	Heavy black stained soil	124	ND	71	376	ND	ND
13	Red stained soil	34	ND	300	406	ND	ND
14	Brown soil with light brown mottling	58	24	200	368	ND	ND
15	Black debris mixed within brown soil	37	ND	2081	592	ND	ND
16	Brown soil with light brown mottling	31	54	373	607	ND	16
17	Orange/red stained soil with former brick debris	71	29	496	1572	ND	ND
18	Grey waste materials	5.1	280	54	21	ND	ND
19a	Red/orange stained soil	107	ND	4150	1665	ND	ND
19b	Brown soil with light brown mottling	57	49	978	1097	ND	48
19c	Red/orange stained soil	178	38	828	2970	ND	59
20	Soil in root wall underneath tree	82	ND	549	1405	ND	14
21	Soil under timbers	14	ND	117	74	ND	ND
22	Soil buried under deteriorated drum	147	8	131	53	ND	ND
23	Former drum contents mixed within soil	9.0	11	119	60	ND	ND



Table 1
Surface Soil XRF Screening Data
Dixon Road Site Assessment
Kokomo, Indiana

Screening ID	Description	Arsenic	Cadmium	Chromium	Lead	Mercury	Silver
		(ppm)	(ppm)	(ppm)	(ppm)	(ppm)	(ppm)
24	Soil near entrance of facility	7.1	ND	164	53	ND	ND
25	Purple and res stained soil and associated materials	25	ND	168	42	21	ND
26a	Soil near green vegetation	776	ND	132	1.42*%	ND	ND
26b	Soil near green vegetation	116	ND	1071	1943	ND	ND
27	Red/orange stained soil with associated debris	ND	ND	ND	ND	ND	ND
28	Brown soil with light brown mottling	63	42	322	1527	ND	14
29	Gray stained soil with associated debris	100	21	301	1344	ND	24
30	Brown soil with light brown mottling	29	27	258	1335	ND	13

Notes:

Shaded and bolded rows indicate samples submitted for laboratory analysis

ppm - parts per million

ND - non-detect

*-indicates screening result was in percent and not ppm



3.2.2 Subsurface Soil Boring Investigation

Subsurface soil sampling was conducted to determine the presence or absence of contaminated soils, depth of waste material, and the need for removal actions. A total of 13 soil borings were advanced along the “U”-shaped perimeter and center of the Site in order to obtain a general contamination profile of the Site. A direct push Geoprobe® 5410 mounted on a Ford F-350 pickup truck, and operated by OTIE’s drilling subcontractor, Ark Engineering Services Inc. was used to conduct the investigation. Soil boring locations are indicated in Figure 3 and are identified with labels “Dixon Road SA DX X-X’.” Soil borings were advanced to a minimum depth of four feet below ground surface (bgs) with approximately every third boring being advanced to a depth of 12 feet bgs to assess the depth of waste. Once advanced, each four-foot boring core interval was screened with the ppb RAE and TVA 1000 equipment. Upon completion of the boring, the four-foot boring core intervals were placed in designated plastic bags in order to be screened again (secondary screening) by the TVA 1000 and XRF. Secondary screening results of the soil boring intervals are listed in Table 2. Typical soil borings consisted of brown, silty soil with various colored staining and rock/pebble debris. Moisture typically began to be observed within the 4-8’ interval and beyond. Copies of the completed soil boring logs are provided in Appendix B.

Table 2
Subsurface Soil Screening Data
Dixon Road Site Assessment
Kokomo, Indiana

Screening ID	Description	Depth (feet)	PID ¹	FID ¹
			(ppm)	(ppm)
D1	Dark brown silty soil with light brown and white mottling	1-4	4.71	4.97
D2	Dark brown silty soil with light brown and white mottling	1-4	4.48	3.30
D3	Dark brown silty soil with rust colored mottling	1-4	4.60	3.72
	Black moist backfill soil with light brown and rust colored mottling	4-8	5.55	76.54
	Black moist backfill soil with red brick	8-12	5.85	43.80
D4	Dark brown silty soil with rust and black staining	1-4	4.36	3.38
D5	Dark brown silty soil with rust and tan staining	1-4	4.56	2.49
D6	Dark brown and rust colored silty soil with fill rock and black staining	1-4	4.47	4.40
	Dark brown/black moist silty soil with rust colored staining and rocks	4-8	4.63	7.69
D7	Dark brown/black silty soil with roots and rocks	1-4	4.57	3.27
D8	Black silty soil with pebbles, and tan and rust colored staining	1-4	4.45	3.18
D9	Dark brown silty soil with black, brown, and rust colored staining; slight moisture	1-4	4.23	2.68
	Black moist soil	4-8	4.59	3.51
	Black moist soil	8-12	40.7	23.76
D10	Dark brown and tan silty clay with pebbles and rust colored staining	1-4	4.60	2.90
D11	Dark brown silty clay with crushed rock remnants	1-4	5.25	19.52
	4-6': Dark brown silty, sandy clay	4-8	4.73	4.35
	6-8': Tan, sandy, rocky silt with red and gray staining			
	Light brown silty, rocky soil	8-12	4.83	8.53
D12	Dark brown silty soil with rocks and tan staining	1-4	4.67	11.56
D13	Black, moist silty clay with rust and tan colored staining	1-4	4.89	4.02
	Dark brown silty soil with rocks and gray/tan colored staining	4-8	4.75	4.55
	Black silty clay with dark brown and red staining	8-12	4.83	8.15

Notes:

Shaded and bolded rows indicate samples submitted for laboratory analysis

PID - Photoionization Detector

FID - Flame ionization Detection

ppm - parts per million

¹ -Indicates secondary screening results. Initial screening results are displayed on boring logs in Appendix C



3.2.3 Analytical Sampling

Surface and subsurface samples for laboratory analyses were collected based on preliminary XRF, TVA 1000, and ppb RAE readings. Representative surface and subsurface soils from varying depths that exhibited high readings on monitoring equipment were submitted for laboratory analysis.

Eight surface soil samples (denoted by DR-SUR-XX), and one duplicate surface soil sample were collected and submitted to ALS Laboratories, Holland, MI. (ALS) for analysis of total and Toxicity Characteristic Leaching Procedure (TCLP) Resource Conservation and Recovery Act (RCRA) 8 Metals, total polychlorinated bi phenyls (PCBs), pesticides, and hexavalent chromium (hex-chrome). DR-SUR-09 is a duplicate surface soil sample of DR-SUR-01 sample. Samples were collected while wearing modified Level D PPE. Using dedicated stainless-steel spoons and zip lock bags, composite samples were collected from each surface sampling area. The collected samples were thoroughly mixed in the zip lock bag, and spooned into a 16-ounce glass jar. Sample jars were labeled with specific Sample IDs, and preserved on ice.

A total of 11 subsurface soil samples were collected. A duplicate sample was also collected from soil boring Dixon Road SA D12 1-4' and was labeled as Dixon Road SA D12A 1-4'. Samples were submitted to ALS for analysis of RCRA 8 metals, TCLP RCRA 8 metals, total PCBs, pesticides, and hexavalent chromium (hex-chrome). Additionally, samples Dixon Road SA D3 4-8' and Dixon Road SA D11 4-8 were also analyzed for total semi-volatile organic compounds (SVOCs), and TCLP SVOCs. Two matrix spike/matrix spike duplicate (MS/MSD) samples were collected from Dixon Road SA D12 1-4' and Dixon Road SA D13 1-4' as part of the quality assurance/quality control (QA/QC) protocols. Samples were collected while wearing modified Level D PPE. Using dedicated stainless-steel spoons and poly lined stainless-steel bowls, a composite sample was collected from each 4-foot subsurface interval. The samples were then mixed thoroughly in the poly-lined bowl and spooned into a 16-ounce glass jar. Sample jars were labeled with site-specific sample identification numbers IDs and preserved on ice.

START prepared the sample jars with labels, completed the chain of custody and preserved all sample bottles on ice. START secured the samples inside a cooler for transportation. All laboratory submitted samples had a standard turnaround time of 5 working days.

4. ANALYTICAL RESULTS

START reviewed the sample analytical data and supporting QA/QC data provided by ALS Laboratory in Holland, MI. The validated analytical data package is included in Appendix D. Based on START's data validation, the data are acceptable for use as qualified.

4.1 Surface Soil Analytical Results

Nine surface samples including one duplicate were submitted for total and TCLP RCRA 8 metals, total PCBs, pesticides, and hex-chrome analysis. All submitted samples exceeded the lead Removal Management Levels (RML) value of 800 milligram per kilogram (mg/Kg) while sample DR-SUR-07 also exceeded the RML value of 560 mg/Kg for chromium hexavalent. Surface soil samples DR-SUR-03, DR-SUR-07 and DR-SUR-08 exceeded TCLP criteria for lead while DR-SUR-08 also exceeded TCLP criteria for cadmium. All detected analytical results for surface soil samples are shown in Table 3

4.2 Subsurface Soil Analytical Results

On December 3, 2012, 13 subsurface samples including a duplicate and two QA/QC sample were collected by START for total and TCLP RCRA 8 metals, total PCBs, pesticides, and hex-chrome analysis. Sample IDs Dixon Road SA D3 4-8', and Dixon Road SA D11 4-8' underwent additional analyses for total and TCLP SVOCs. Analytical results of the laboratory samples are shown in Table 4. Lead and PCBs (Aroclor 1248) were detected and exceeded EPA's RMLs in Industrial Soil. Carcinogenic target risk values were used to compare these results and their exceedences under RMLs. Lead exceeded the RML value of 800 mg/Kg in all 11 samples submitted for analysis. Aroclor 1248 exceeded in sample IDs Dixon Road SA D3 4-8' and Dixon Road SA D12 1-4'.

Sample analytical results were also evaluated against the criteria of characteristics of hazardous waste per 40 Code of Federal Regulations (CFR), Section 261.24. Subsurface soil sample D12A 1-4' exceeded TCLP criteria of 1milligram per liter (mg/L) for cadmium. All remaining samples were below TCLP criteria.

Table 3 Surface Soil Analytical Results Dixon Road Site Assessment Kokomo, Indiana												
Analyte			DR-SUR-01		DR-SUR-02		DR-SUR-03		DR-SUR-04		DR-SUR-05	
Metals	EPA RML for Industrial Soil* (mg/kg)	TCLP Limit (mg/L)	Total (mg/Kg)	TCLP (mg/L)	Total (mg/Kg)	TCLP (mg/L)	Total (mg/Kg)	TCLP (mg/L)	Total (mg/Kg)	TCLP (mg/L)	Total (mg/Kg)	TCLP (mg/L)
Arsenic	160	5	14	U	14	U	21	U	23	U	23	U
Barium	570,000	100	610	0.81	530	1.2	650	0.27	1,400	1.2	1,500	0.41
Cadmium	2,400	1	35	0.33	41	0.15	26	0.12	37	0.083	39	0.13
Chromium	NL	5	210	0.0081J	420	0.0049J	160	0.0030J	380	0.0051J	450	0.035
Lead	800	5	2,000J	0.55	1,400	0.39	16,000	5.4	3,700	3.3	3,500	0.69
Mercury	130	0.2	0.97	UJ	0.81	0.00016	0.44	UJ	0.047	UJ	0.087	UJ
Selenium	15,000	1	1.5J	0.0046J	1.5J	U	1.4J	0.0042J	1.2J	U	1.4J	0.0050J
Silver	15,000	5	5.9	0.00028J	6.0	U	3.7	U	7.8	U	13	U
Chromium, Hexavalent	560		UJ		U		U		0.78		4.0	
PCBs	Total (µg/Kg)		Total (µg/Kg)		Total (µg/Kg)		Total (µg/Kg)		Total (µg/Kg)		Total (µg/Kg)	
Aroclor 1248	74,000		8,600		2,100		2,300		1,600		3,700	
Aroclor 1254	32,000		12,000		1,900		1,600		600		1,500	
Pesticides			(µg/Kg)		(µg/Kg)		(µg/Kg)		(µg/Kg)			
			Non-Detect for all Parameters Analyzed									

Table 3 Surface Soil Analytical Results (Continued) Dixon Road Site Assessment Kokomo, Indiana										
Analyte			DR-SUR-06		DR-SUR-07		DR-SUR-08		DR-SUR-09 (Duplicate of 01)	
Metals	EPA RML for Industrial Soil* (mg/kg)	TCLP Limit (mg/L)	Total (mg/Kg)	TCLP (mg/L)	Total (mg/Kg)	TCLP (mg/L)	Total (mg/Kg)	TCLP (mg/L)	Total (mg/Kg)	TCLP (mg/L)
Arsenic	160	5	19	U	1.1J	U	15	U	21	U
Barium	570,000	100	470	0.93	16,000	1.0	480	0.88	730	0.98
Cadmium	2,400	1	36	0.19	1.7	0.016	260	2.3	96	0.20
Chromium	NL	5	210	0.0038J	5,500	0.051	370	0.0037J	140	0.0021J
Lead	800	5	3,600	1.5	32,000	19	10,000	8.0	3,000J	4.5
Mercury	130	0.2	0.42	UJ	13	UJ	0.74	UJ	0.87	UJ
Selenium	15,000	1	1.3J	0.0047J	0.33J	0.0048J	0.90J	0.0042J	1.9J	0.0062J
Silver	15,000	5	7.7	U	0.40J	U	20	U	9.6	U
Chromium, Hexavalent	560		U		1,100		U		5.6J	
PCBs	Total (µg/Kg)		Total (µg/Kg)		Total (µg/Kg)		Total (µg/Kg)		Total (µg/Kg)	
Aroclor 1248	74,000		5,700		220		19,000		9,700	
Aroclor 1254	32,000		2,500		99		16,000		15,000	
Pesticides			(µg/Kg)		(µg/Kg)		(µg/Kg)		(µg/Kg)	
			Non-Detect for all Parameters Analyzed							

Notes:

*EPA Regional Removal Management Levels for Chemicals (RMLs) is based on Carcinogenic Target Risk

TCLP – Toxicity Characteristic Leaching Procedure

mg/Kg – milligram per kilogram

mg/L – milligram per liter

µg/Kg – microgram per kilogram

Bolded results indicate detections above reporting limit

Shaded results exceeded either the EPA RMLs or TCLP limit

J – analyte detected below quantitation limit

NL – Not Listed

U – analyzed but not detected above the method detection limit

Table 4 Subsurface Soil Analytical Results Dixon Road Site Assessment Kokomo, Indiana														
Analyte			Dixon Road SA D3 1-4'		Dixon Road SA D3 4-8'		Dixon Road SA D3 8-12'		Dixon Road SA D4 1-4'		Dixon Road SA D6 1-4'		Dixon Road SA D6 4-8'	
Metals	EPA RML for Industrial Soil* (mg/kg)	TCLP Limit (mg/L)	Total (mg/Kg)	TCLP (mg/L)	Total (mg/Kg)	TCLP (mg/L)	Total (mg/Kg)	TCLP (mg/L)	Total (mg/Kg)	TCLP (mg/L)	Total (mg/Kg)	TCLP (mg/L)	Total (mg/Kg)	TCLP (mg/L)
Arsenic	160	5	21	U	17	U	25	0.0080J	22	U	27	U	16	U
Barium	570,000	100	700	0.87	460	0.75	440	1.0	910	1.1	600	0.54	730	0.51
Cadmium	2,400	1	46	0.12	92	0.054	23	U	30	0.099	25	0.49	23	0.19
Chromium	NL	5	150	0.0023J	230	0.0018J	280	0.00098J	73	0.0010J	140	0.00090J	64	0.0030J
Lead	800	5	2,500	0.47	1,900	0.14	970	0.0082J	2,300	1.8	1,800	0.34	1,500	0.87
Mercury	130	0.2	0.41	UJ	1.6	UJ	0.31	UJ	0.36	UJ	0.27	UJ	0.15	UJ
Selenium	15,000	1	1.3J	U	1.2J	U	0.90J	U	1.3J	0.0050J	1.6J	0.0062J	1.2J	0.0057J
Silver	15,000	5	5.9	U	27	U	20	U	11	U	8.0	U	4.0	U
Chromium, Hexavalent	560	NA	U		U		U		U		U		U	
PCBs	Total (µg/Kg)		Total (µg/Kg)		Total (µg/Kg)		Total (µg/Kg)		Total (µg/Kg)		Total (µg/Kg)		Total (µg/Kg)	
Aroclor 1248	74,000		2,800		93,000		14,000		1,200		3,300		1,400	
Aroclor 1254	32,000		1,200		28,000		4,100		530		1,900		590	
Pesticides			(µg/Kg)		(µg/Kg)		(µg/Kg)		(µg/Kg)		(µg/Kg)		(µg/Kg)	
			Non-Detect for all Parameters Analyzed											

Table 4 Subsurface Soil Sample Analytical Results (Continued) Dixon Road Site Assessment Kokomo, Indiana												
Analyte			Dixon Road SA D7 1-4'		Dixon Road SA D11 4-8'		Dixon Road SA D12 1-4'		Dixon Road SA D12A 1-4' (Duplicate of D12)		Dixon Road SA D13 1-4'	
Metals	EPA RML for Industrial Soil* (mg/kg)	TCLP Limit (mg/L)	Total (mg/Kg)	TCLP (mg/L)	Total (mg/Kg)	TCLP (mg/L)	Total (mg/Kg)	TCLP (mg/L)	Total (mg/Kg)	TCLP (mg/L)	Total (mg/Kg)	TCLP (mg/L)
Arsenic	160	5	21	U	23	U	22	ND	23	U	18	U
Barium	570,000	100	570	0.77	270	1.2	520	1.5	460	1.0	640	1.2
Cadmium	2,400	1	30	0.15	6.6	0.071	71	0.93	75	2.2	34	0.15
Chromium	NL	5	170	0.0032J	56	0.0032J	210	0.0019J	220	0.0043J	170	0.0066J
Lead	800	5	1,600	0.33	910	0.13	2,400J	1.0	1,800J	1.2	2,100	0.61
Mercury	130	0.2	0.49	UJ	4.2	UJ	0.61	UJ	0.99	UJ	0.80	UJ
Selenium	15,000	1	1.3J	0.0063J	2.1	0.0056J	1.4J	0.0070J	1.4J	0.0067J	1.4J	U
Silver	15,000	5	5.7	U	0.75J	U	16	ND	18	0.00037J	6.6	U
Chromium, Hexavalent	560		U		U		UJ		U		UJ	
PCBs	Total (µg/Kg)		Total (µg/Kg)		Total (µg/Kg)		Total (µg/Kg)		Total (µg/Kg)		Total (µg/Kg)	
Aroclor 1248	74,000		13,000		1,400		95,000		43,000		25,000	
Aroclor 1254	32,000		9,100		1,200		23,000		12,000		15,000	
Pesticides			(µg/Kg)		(µg/Kg)		(µg/Kg)		(µg/Kg)		(µg/Kg)	
			Non-Detect for all Parameters Analyzed									

Notes:

*EPA Regional Removal Management Levels for Chemicals (RMLs) is based on Carcinogenic Target Risk

TCLP – Toxicity Characteristic Leaching Procedure

mg/Kg – milligram per kilogram

mg/L – milligram per liter

µg/Kg – microgram per kilogram

U – analyzed but not detected above method detection limit

J – analyte detected below quantitation limit

Bolded results indicate detections above reporting limit

Shaded results exceeded either the EPA RMLs or TCLP limit

NL – Not Listed



Table 4 Subsurface Soil Sample Analytical Results (Continued) Dixon Road Site Assessment Kokomo, Indiana			
Analyte		Dixon Road SA D3 4-8'	Dixon Road SA D11 4-8'
SVOCs	EPA RML for Industrial Soil (mg/Kg)	Total (mg/Kg)	Total (mg/Kg)
Bis(2-ethylhexl)phthalate	12,000	UJ	UJ
Di-n-butyl phthalate	180,000	0.55J	0.21J
Pyrene	50,000	0.41J	0.38
2-Methylnaphthalene	6,600	U	0.28J
Benzo(a)anthracene	210	U	0.32J
Benzo(a)pyrene	21	U	0.82
Benzo(b)fluoranthene	210	U	0.51
Benzo(k)fluoranthene	2,100	U	0.56
Butyl benzyl phthalate	91,000	U	UJ
Caprolactam	920,000	U	0.37
Chrysene	21,000	U	0.38
Dibenzofuran	3,100	U	0.24J
Fluoranthene	66,000	U	0.51
Indeno(1,2,3-cd)pyrene	210	U	0.22J
Phenanthrene	NL	U	0.47

*EPA Regional Removal Management Levels for Chemicals (RMLs) is based on Carcinogenic Target Risk

Notes:

TCLP – Toxicity Characteristic Leaching Procedure

mg/Kg – milligram per kilogram

mg/L – milligram per liter

µg/Kg – microgram per kilogram

U – analyzed but not detected above laboratory method detection limit

J – analyte detected below quantitation limit

NL – Not Listed

Bolded results indicate detections above reporting limit

Shaded results exceeded EPA RMLs

5. POTENTIAL SITE RELATED THREATS

Threats posed by the Site were evaluated in accordance with National Contingency Plan (NCP) criteria for initiating a removal action listed under Title 40 of the CFR, Section 300.415(b) (2). Paragraph (b) (2) of 40 CFR Section 300.415 lists factors to be considered when determining the appropriateness of a potential removal action at a Site. Potential site-related threats to human health and the environment were evaluated based on the criteria listed in 40 CFR, Sections 261.20 through 261.24. Factors that are applicable to the Site are discussed below.

Actual or potential exposure of nearby human populations, animals, or the food chain to hazardous substances or pollutants or contaminants

Lead and PCBs were detected above the EPA RMLs for industrial soil in subsurface soil samples collected in December 2012. TCLP limit in cadmium was exceeded in subsurface soil sample Dixon Road SA D12A 1-4'. In surface soil samples, lead and hexavalent chromium exceeded EPA RMLs for industrial soil. The TCLP level of 5 mg/L for lead was exceeded in surface samples DR-SUR-03, DR-SUR-07, and DR-SUR-08 while the TCLP level of 1 mg/L for cadmium was exceeded in surface sample DR-SUR-08. Due to the proximity of surface sample DR-SUR-08 to Wildcat Creek, there is a high potential for lead, and cadmium contamination to migrate off-site. The Site operating as an active salvage yard poses potential exposure to employees, patrons, and potential trespassers to the high levels of lead, PCBs, and cadmium contamination present at the Site.

Adults and children exposed to large amounts of lead can experience brain and kidney damage. Lead exposure in young children can cause reduced IQ and attention span, learning disabilities, developmental delays, and a range of other health and behavioral effects. Short-term effects to lead poisoning include fatigue, headache, irritability, metallic taste in mouth, poor appetite, reproductive problems and sleeplessness. Long-term effects to lead poisoning include kidney problems, memory loss, muscle and joint pains, premature loss of teeth, shortened life span, stomach aches and pains, nausea, weak wrists and ankles, weight loss. Extreme cases of lead poisoning can result in convulsions, coma, or death. The United States Department of Health and Human Services (DHHS) has determined that certain forms of lead, like lead acetate and lead phosphate are anticipated carcinogens (cancer-causing substances).

With prolonged and repeated exposure, cadmium can produce internal organ damage and deterioration. Cadmium is toxic to the kidneys, lungs, and liver and severe over-exposure can result in death. The chemical is slightly hazardous and acts as an irritant in case of skin, and eye contact.

Upon inhalation or ingestion, PCBs may cause respiratory tract irritation. Contact with the skin or eyes can cause irritation, redness, dry skin, and defatting based on the duration.

Hexavalent chromium is a carcinogen that may cause genetic damage, reproductive hazards, impair fertility, and cause harm to an unborn child. When in contact with the eyes, respiratory tract, or skin, irritation and vomiting may occur.

Hazardous substances or pollutants or contaminants in drums, barrels, tanks, or other bulk storage containers, that may pose a threat of release;

Site assessment results documented that there are drums at the Site. The drums were exposed in along the creek bank and lying on the ground surface. Drum contents are unknown but could pose a threat of release.

High levels of hazardous substances or pollutants or contaminants in soils largely at or near the surface that may migrate

TCLP limits of lead and cadmium were exceeded in collected surface and subsurface soil samples. The results of the Site assessment show that levels of lead and/or cadmium can potentially migrate off-site into Wildcat Creek. Lead and cadmium migration may potentially pose risk to downgradient receptor populations.

Weather conditions that may cause substances or pollutants or contaminants to migrate or be released

Leachable concentrations of lead and cadmium are present in site soils. Rain water and snow melt, as they run-off the Site, can mobilize contaminants in the subsurface and surface soil into the nearby Wildcat Creek, which borders the Site to the north.

The availability of other appropriate federal or state response mechanisms to respond to the release

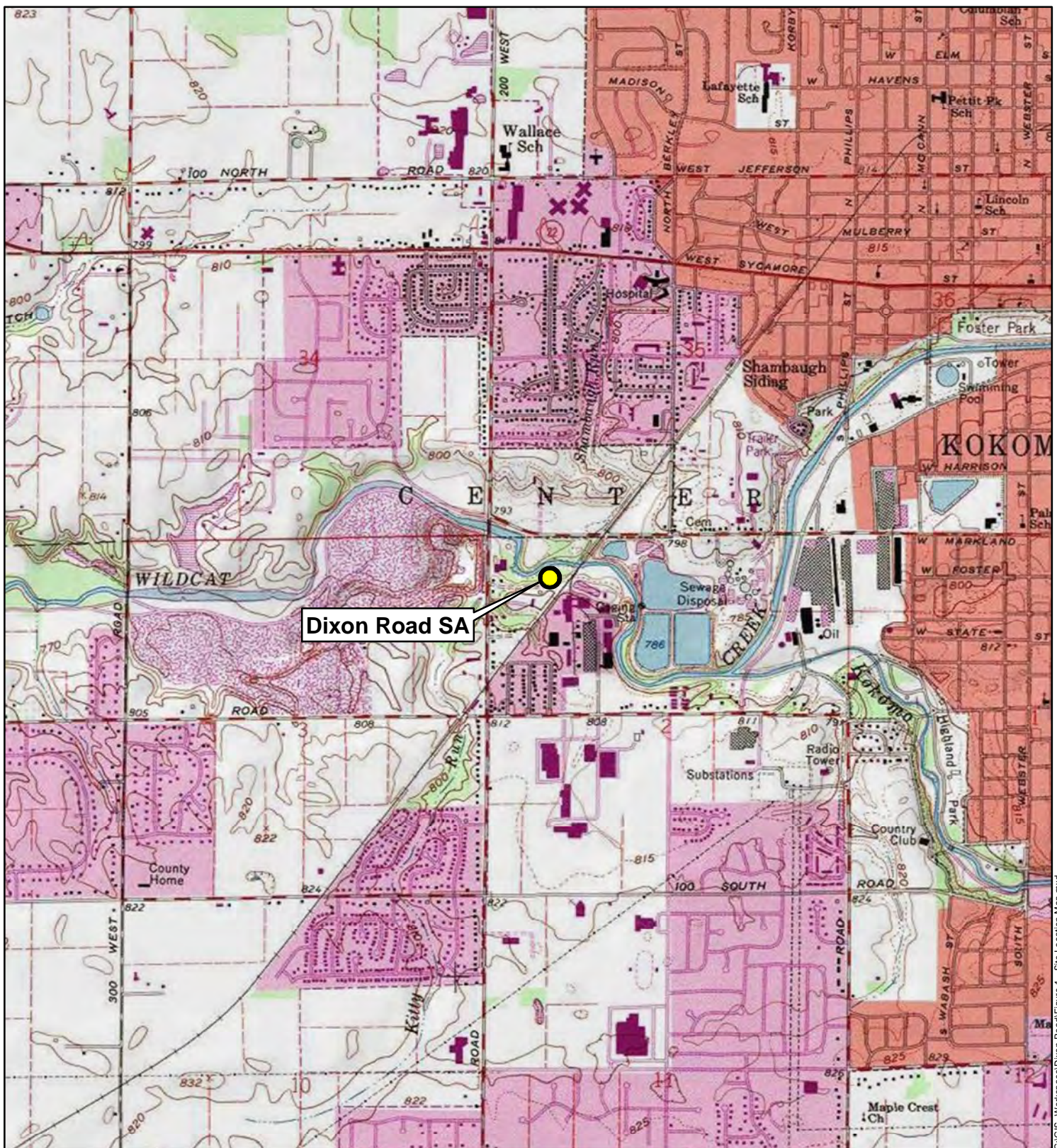
IDEM requested the assistance of U.S. EPA Region 5 Emergency Response Branch to help evaluate and mitigate a possible threat posed by the Dixon Road Site contaminants.

6. SUMMARY

On December 3, 2012, U.S. EPA and START conducted Site assessment activities at the Dixon Road Site in Kokomo, Indiana. IDEM also provided assistance during the field activities. Field screening tests were conducted to analyze several subsurface and surface soil areas prior to sampling activities. Soil samples were collected and submitted for PCBs, total and TCLP SVOCs, total and TCLP metals, pesticides, and hex-chrome analyses.

Subsurface and surface sample analytical results were evaluated against the EPA RMLs for industrial soil and TCLP criteria. Subsurface analytical results indicated RML lead exceedances in all submitted samples. Subsurface samples Dixon Road SA D3 4-8' and Dixon Road SA D12 1-4' exceeded the PCB Aroclor action level of 74 mg/Kg. The TCLP limit of 1 mg/L for cadmium was exceeded in duplicate sample Dixon Road SA D12A 1-4'. Surface analytical results indicated lead RML exceedances in all samples, and a RML exceedance for hex-chrome in surface sample DR-SUR-07. In addition, the lead TCLP concentration of 5 mg/L was exceeded in surface samples DR-SUR-03, DR-SUR-07, and DR-SUR-08. The TCLP limit of 1 mg/L for cadmium was also exceeded in DR-SUR-08. The Site is currently an active metal recycling facility. Patrons, employees, and any undocumented trespassers can potentially be exposed to the high levels of lead, PCBs, cadmium, and hexavalent chromium present at the Site. Thus, conditions exist at the Site that supports a removal action to abate threats to human health and the environment.

APPENDIX A
SITE FIGURES
(3 Pages)



USGS 7.5 MINUTE SOURCE QUAD MAP (INDIANA): KOKOMO WEST

Disclaimer: This map is intended for visual orientation use only.
In no way is this map to be used for precise locational use.

Legend

● Site Location



0 2,000 4,000 Feet

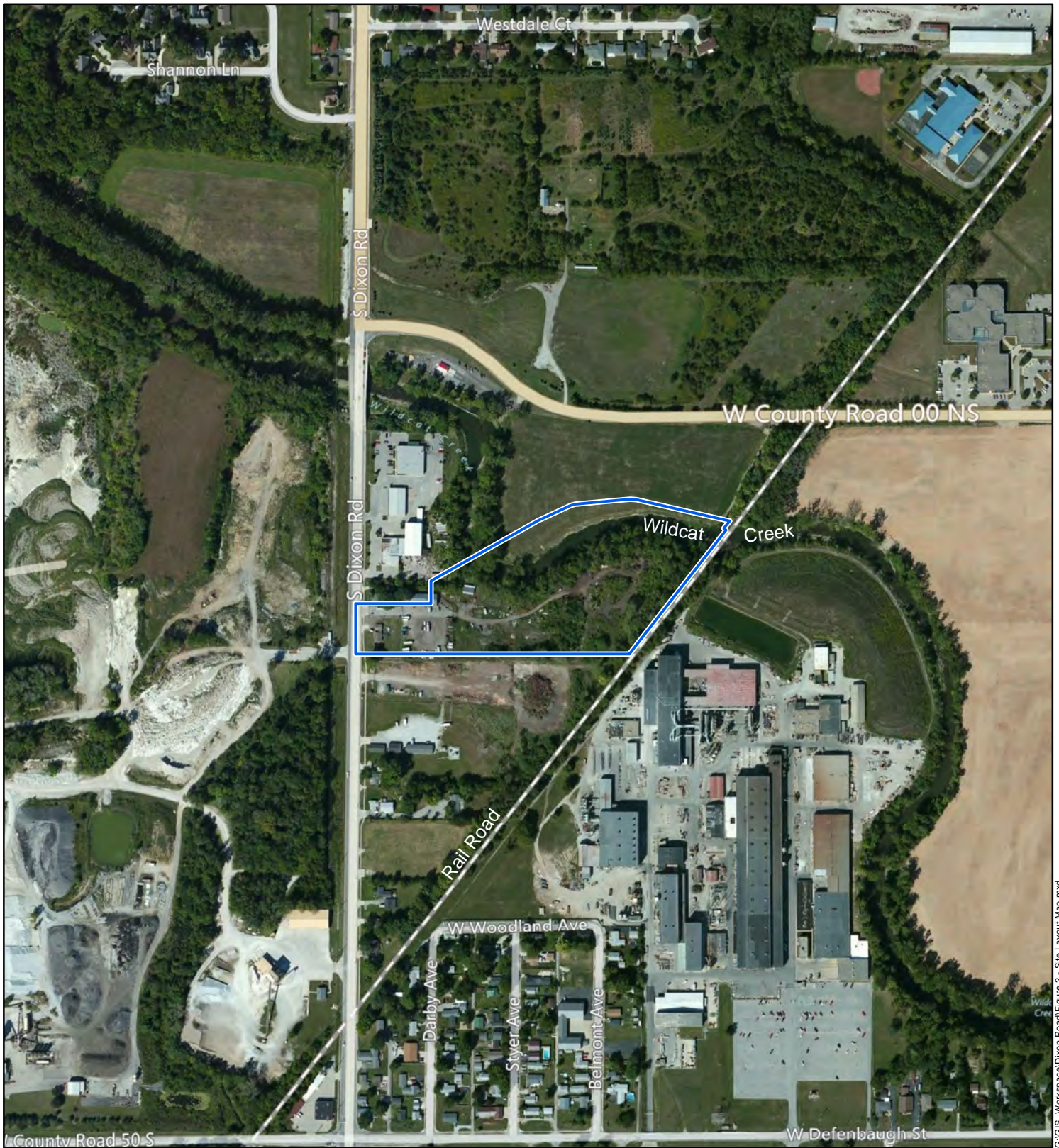


United States Environmental Protection Agency

DIXON ROAD
SITE ASSESSMENT
KOKOMO, HOWARD COUNTY, INDIANA
TDD No. TO-01-12-10-1012

**FIGURE 1
SITE LOCATION MAP**





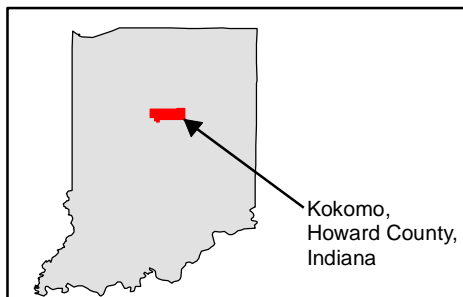
AERIAL SOURCE: BING MAPS HYBRID

G:\GIS_Workspace\Dixon Road\Figure 2 - Site Layout Map.mxd

Legend

 Property Boundary

0 500 1,000 Feet



Disclaimer: This map is intended for visual orientation use only.
In no way is this map to be used for precise locational use.

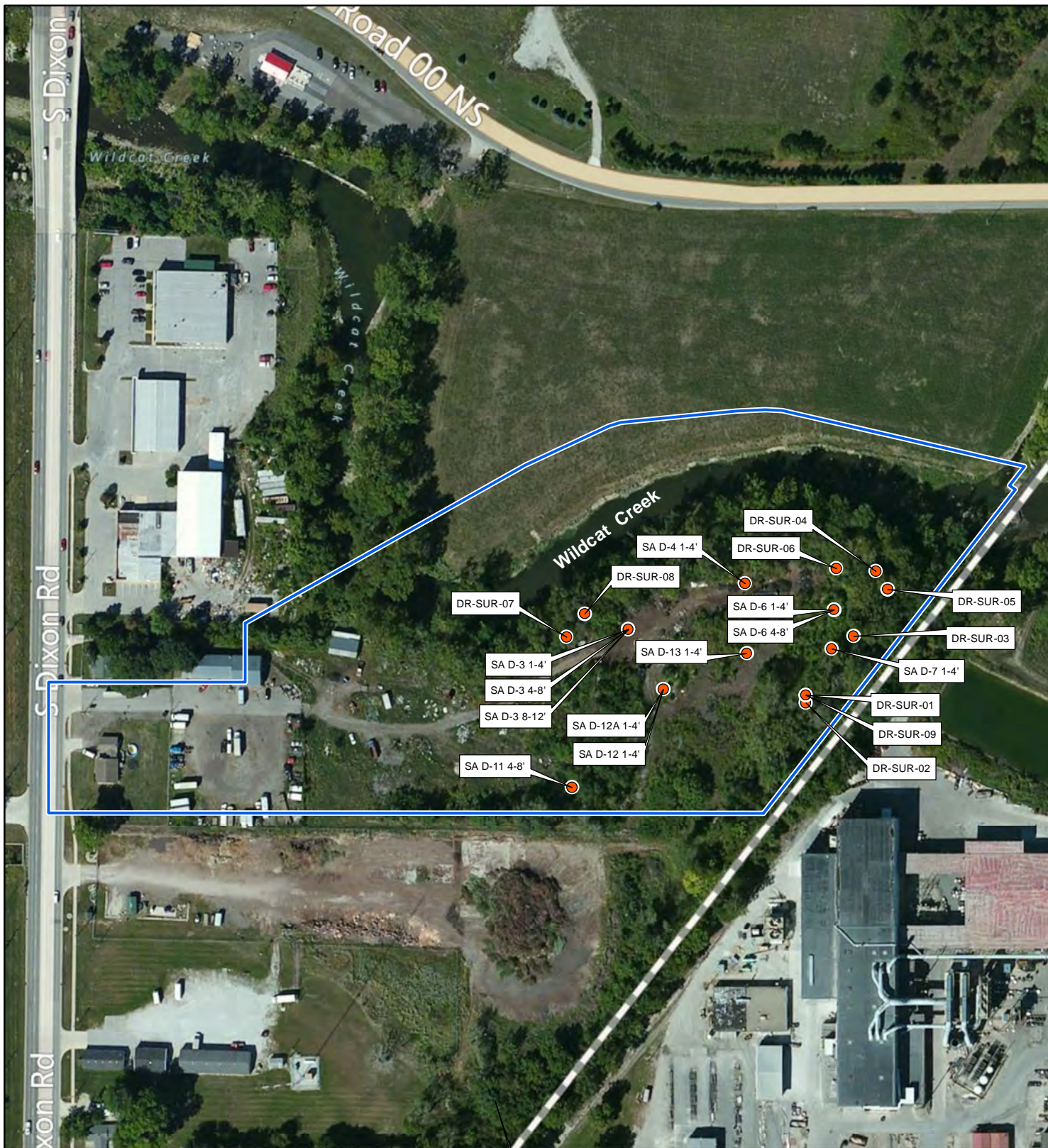


United States Environmental Protection Agency

DIXON ROAD
SITE ASSESSMENT
KOKOMO, HOWARD COUNTY, INDIANA
TDD No. TO-01-12-10-1012

FIGURE 2 SITE LAYOUT MAP





AERIAL SOURCE: BING MAPS HYBRID

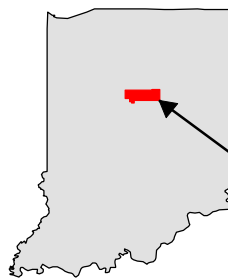
Disclaimer: This map is intended for visual orientation use only.
In no way is this map to be used for precise locational use.

Legend

- Sample Location
- Property Boundary

0 150 300 Feet

N



Kokomo,
Howard County,
Indiana



United States Environmental Protection Agency

DIXON ROAD
SITE ASSESSMENT
KOKOMO, HOWARD COUNTY, INDIANA
TDD No. TO-01-12-10-1012

**FIGURE 3
SAMPLE LOCATION MAP**



APPENDIX B
PHOTOGRAPHIC LOG
(4 Pages)



Photograph No.: 1

TDD Number: TO-01-12-10-1012

Site Name & Location: Dixon Road Site, Kokomo, Howard County, Indiana

Subject: View of Wildcat Creek, north of the site. .

Photographer: Santino Nardulli

Contract: EP-S5-10-10, OTIE

Orientation: Looking North

Date: 12/03/12



Photograph No.: 2

TDD Number: TO-01-12-10-1012

Site Name & Location: Dixon Road Site, Kokomo, Howard County, Indiana

Subject: View of tire remains from former dumping and salvage operations.

Photographer: Santino Nardulli

Contract: EP-S5-10-10, OTIE

Orientation: Looking North

Date: 12/03/12



Photograph No.: 3 **Photographer:** Santino Nardulli **Orientation:** Looking Down
TDD Number: TO-01-12-10-1012 **Contract:** EP-S5-10-10, OTIE **Date:** 12/03/12
Site Name & Location: Dixon Road Site, Kokomo, Howard County, Indiana
Subject: Bottles and crystalized remains of remnants from former dumping and salvage operations.



Photograph No.: 4 **Photographer:** Santino Nardulli **Orientation:** Looking Down
TDD Number: TO-01-12-10-1012 **Contract:** EP-S5-10-10, OTIE **Date:** 12/03/12
Site Name & Location: Dixon Road Site, Kokomo, Howard County, Indiana
Subject: Evidence of deteriorated and empty drums.



Photograph No.: 5 **Photographer:** Santino Nardulli **Orientation:** Looking Down
TDD Number: TO-01-12-10-1012 **Contract:** EP-S5-10-10, OTIE **Date:** 12/03/12
Site Name & Location: Dixon Road Site, Kokomo, Howard County, Indiana
Subject: Remnants of former drum and contents.



Photograph No.: 6 **Photographer:** Santino Nardulli **Orientation:** Looking Northeast
TDD Number: TO-01-12-10-1012 **Contract:** EP-S5-10-10, OTIE **Date:** 12/03/12
Site Name & Location: Dixon Road Site, Kokomo, Howard County, Indiana
Subject: View of subcontractor Ark Engineering obtaining soil boring.




Photograph No.: 7 **Photographer:** Santino Nardulli **Orientation:** Looking North
TDD Number: TO-01-12-10-1012 **Contract:** EP-S5-10-10, OTIE **Date:** 12/03/12
Site Name & Location: Dixon Road Site, Kokomo, Howard County, Indiana
Subject: EPA, START, and IDEM conducting preliminary surface screening.




Photograph No.: 8 **Photographer:** Santino Nardulli **Orientation:** Looking West
TDD Number: TO-01-12-10-1012 **Contract:** EP-S5-10-10, OTIE **Date:** 12/03/12
Site Name & Location: Dixon Road Site, Kokomo, Howard County, Indiana
Subject: START preparing soil boring sample for analytical analysis.

APPENDIX C
SOIL BORING LOGS
(13 Pages)



Sample		Recovery	Depth	Well Diagram	Graphic Log	Description	USCS	Blow Count	PID/FID/ppb	Test	Comments	Elevation
Number	Length											
			<div>2</div> <div>4</div>			Dark brown silty soil with light brown and white mottling			6.12 ppm -1.42 ppm 100 ppb		75% return	<div></div> <div></div> <div></div>
			<div>6</div> <div>8</div>									<div></div> <div></div> <div></div>
			<div>10</div> <div>12</div>									<div></div> <div></div> <div></div>
			<div>14</div> <div>16</div>									<div></div> <div></div> <div></div>
			<div>18</div> <div>20</div>									<div></div> <div></div> <div></div>



Project: Dixon Road SA					Sheet: 1 of 1		
Project # 2010101 TDD: TO-01-12-10-1012					Logged by: SN		Checked by:
Client: U.S. EPA					Purpose: Soil Boring		
Contractor: Ark Engineering Services					Start Date: 12/03/12		End Date: 12/03/12
Crew Chief: Michael Cooper Certification ID 2252					Method: Direct Push Geoprobe		
Location: 1114 S Dixon Rd, Kokomo, Indiana					Easting:		Northing:
	NW¼ of:	NW¼ of Section: 2	T.23N	R.3E	City: Kokomo		County: Howard
Elevations:		Surface:	Casing: 1.25"			Cover:	
Water Depth:		at Drilling:	at Completion:			Measurement Date:	
Number/Type of Samples:			Total Depth (ft): 4.0'			Borehole Diameter: 1.50"	


Sample		Recovery	Depth	Well Diagram	Graphic Log	Description	USCS	Blow Count	PID/FID/ppb	Test	Comments	Elevation
Number	Length											
			<div>2</div> <div>4</div>			Dark brown silty soil with light brown and white mottling			6.11 ppm -0.35 ppm 0 ppb		50% return	<div></div> <div></div> <div></div>
			<div>6</div> <div>8</div>									<div></div> <div></div> <div></div>
			<div>10</div> <div>12</div>									<div></div> <div></div> <div></div>
			<div>14</div> <div>16</div>									<div></div> <div></div> <div></div>
			<div>18</div> <div>20</div>									<div></div> <div></div> <div></div>




Drilling Log
BOREHOLE/WELL ID: D3

Project: Dixon Road SA				Sheet: 1 of 1			
Project # 2010101 TDD: TO-01-12-10-1012				Logged by: SN		Checked by:	
Client: U.S. EPA				Purpose: Soil Boring			
Contractor: Ark Engineering. Services				Start Date: 12/03/12		End Date: 12/03/12	
Crew Chief: Michael Cooper Certification ID 2252				Method: Direct Push Geoprobe			
Location: 1114 S Dixon Rd, Kokomo, Indiana				Easting:		Northing:	
NW¼ of:		NW¼ of Section: 2		T.23N R.3E		City: Kokomo	
Elevations:		Surface: Soil		Casing: 1.25"		Cover:	
Water Depth:		at Drilling:		at Completion:		Measurement Date:	
Number/Type of Samples:				Total Depth (ft): 9.5'		Borehole Diameter: 1.50"	

Sample		Recovery	Depth	Well Diagram	Graphic Log	Description	USCS	Blow Count	PID/FID/ppb	Test	Comments	Elevation
Number	Length											
			2			Dark brown silty soil with rust colored mottling			6.07 ppm 0.87 ppm 0 ppb			
			4									
			6			Black moist backfill soil with light brown and rust colored mottling			6.15 ppm 1.55 ppm 28 ppb			
			8									
			10			Refusal at 9.5', encountered red brick			5.76 ppm 1.79 ppm 0 ppb			
			12									
			14									
			16									
			18									
			20									



Sample		Recovery	Depth	Well Diagram	Graphic Log	Description	USCS	Blow Count	PID/FID/ppb	Test	Comments	Elevation
Number	Length											
			2			Dark brown silty soil with rust and black staining			5.14 ppm 1.30 ppm 0-4 ppb		75% return	
			4									
			6									
			8									
			10									
			12									
			14									
			16									
			18									
			20									




Sample		Recovery	Depth	Well Diagram	Graphic Log	Description	USCS	Blow Count	PID/FID/ppb	Test	Comments	Elevation
Number	Length											
			<div>2</div> <div>4</div>			Dark brown silty soil with rust and tan staining.			5.15 ppm 1.90 ppm 0 ppb			<div></div> <div></div> <div></div>
			<div>6</div> <div>8</div>									<div></div> <div></div> <div></div>
			<div>10</div> <div>12</div>									<div></div> <div></div> <div></div>
			<div>14</div> <div>16</div>									<div></div> <div></div> <div></div>
			<div>18</div> <div>20</div>									<div></div> <div></div> <div></div>



Drilling Log
BOREHOLE/WELL ID: D6


Project: Dixon Road SA				Sheet: 1 of 1			
Project # 2010101 TDD: TO-01-12-10-1012				Logged by: SN		Checked by:	
Client: U.S. EPA				Purpose: Soil Boring			
Contractor: Ark Engineering Services				Start Date: 12/03/12		End Date: 12/03/12	
Crew Chief: Michael Cooper Certification ID 2252				Method: Direct Push Geoprobe			
Location: 1114 S Dixon Rd, Kokomo, Indiana				Easting:		Northing:	
NW¼ of:		NW¼ of Section: 2		T.23N R.3E		City: Kokomo	
Elevations:		Surface: Soil		Casing: 1.25"		Cover:	
Water Depth:		at Drilling:		at Completion:		Measurement Date:	
Number/Type of Samples:				Total Depth (ft): 12.0'		Borehole Diameter: 1.50"	

Sample		Recovery	Depth	Well Diagram	Graphic Log	Description	USCS	Blow Count	PID/FID/ppb	Test	Comments	Elevation
Number	Length											
			2			Dark brown and rust colored silty soil with fill rock and black staining.			5.15 ppm 2.35 ppm 0 ppb			
			4									
			6			Dark brown/black moist silty soil with rust colored staining and rocks			5.58 ppm 2.73 ppm 350 ppb		No return 6-8'	
			8									
			10			No recovery						
			12									
			14									
			16									
			18									
			20									



Project: Dixon Road SA					Sheet: 1 of 1		
Project # 2010101 TDD: TO-01-12-10-1012					Logged by: SN		Checked by:
Client: U.S. EPA					Purpose: Soil Boring		
Contractor: Ark Engineering Services					Start Date: 12/03/12		End Date: 12/03/12
Crew Chief: Michael Cooper Certification ID 2252					Method: Direct Push Geoprobe		
Location: 1114 S Dixon Rd, Kokomo, Indiana					Easting:		Northing:
	NW¼ of:	NW¼ of Section: 2	T.23N	R.3E	City: Kokomo		County: Howard
Elevations:		Surface: Soil	Casing: 1.25"			Cover:	
Water Depth:		at Drilling:	at Completion:			Measurement Date:	
Number/Type of Samples:			Total Depth (ft): 4.0'			Borehole Diameter: 1.50"	

Sample		Recovery	Depth	Well Diagram	Graphic Log	Description	USCS	Blow Count	PID/FID/ppb	Test	Comments	Elevation
Number	Length											
			2			Dark brown/black silty soil with roots and rocks			4.73 ppm 2.87 ppm 0-4 ppb		50% return	
			4									
			6									
			8									
			10									
			12									
			14									
			16									
			18									
			20									



Sample		Recovery	Depth	Well Diagram	Graphic Log	Description	USCS	Blow Count	PID/FID/ppb	Test	Comments	Elevation
Number	Length											
			<div>2</div> <div>4</div>			Black silty soil with pebbles, and tan and rust colored staining			4.40 ppm 3.07 ppm 0 ppb		50% return	<div></div> <div></div> <div></div>
			<div>6</div> <div>8</div>									<div></div> <div></div> <div></div>
			<div>10</div> <div>12</div>									<div></div> <div></div> <div></div>
			<div>14</div> <div>16</div>									<div></div> <div></div> <div></div>
			<div>18</div> <div>20</div>									<div></div> <div></div> <div></div>



Drilling Log
BOREHOLE/WELL ID: D9

Project: Dixon Road SA				Sheet: 1 of 1			
Project # 2010101 TDD: TO-01-12-10-1012				Logged by: SN		Checked by:	
Client: U.S. EPA				Purpose: Soil Boring			
Contractor: Ark Engineering Services				Start Date: 12/03/12		End Date: 12/03/12	
Crew Chief: Michael Cooper Certification ID 2252				Method: Direct Push Geoprobe			
Location: 1114 S Dixon Rd, Kokomo, Indiana				Easting:		Northing:	
NW¼ of:		NW¼ of Section: 2		T.23N R.3E		City: Kokomo	
Elevations:		Surface: Soil		Casing: 1.25"		Cover:	
Water Depth:		at Drilling:		at Completion:		Measurement Date:	
Number/Type of Samples:				Total Depth (ft): 12.0'		Borehole Diameter: 1.50"	

Sample		Recovery	Depth	Well Diagram	Graphic Log	Description	USCS	Blow Count	PID/FID/ppb	Test	Comments	Elevation
Number	Length											
			2			Dark brown silty soil with black, brown, and rust colored staining; slight moisture			4.37 ppm 3.31 ppm 63 ppb		50% return	
			4									
			6			Recovery in only end cap, black moist soil			5.0 ppm 3.87 ppm 4 ppb			
			8									
			10			Black moist soil			4.59 ppm 3.16 ppm 0 ppb		10% return	
			12									
			14									
			16									
			18									
			20									



Drilling Log
BOREHOLE/WELL ID: D10

Project: Dixon Road SA				Sheet: 1 of 1			
Project # 2010101 TDD: TO-01-12-10-1012				Logged by: SN		Checked by:	
Client: U.S. EPA				Purpose: Soil Boring			
Contractor: Ark Engineering Services				Start Date: 12/03/12		End Date: 12/03/12	
Crew Chief: Michael Cooper Certification ID 2252				Method: Direct Push Geoprobe			
Location: 1114 S Dixon Rd, Kokomo, Indiana				Easting:		Northing:	
NW¼ of:		NW¼ of Section: 2		T.23N R.3E		City: Kokomo	
Elevations:		Surface: Soil		Casing: 1.25"		Cover:	
Water Depth:		at Drilling:		at Completion:		Measurement Date:	
Number/Type of Samples:				Total Depth (ft): 4.0'		Borehole Diameter: 1.50"	


Sample		Recovery	Depth	Well Diagram	Graphic Log	Description	USCS	Blow Count	PID/FID/ppb	Test	Comments	Elevation
Number	Length											
			2			Dark brown and tan silty clay with pebbles and rust colored staining			4.31 ppm 4.00 ppm 225 ppb			
			4									
			6									
			8									
			10									
			12									
			14									
			16									
			18									
			20									



Drilling Log
BOREHOLE/WELL ID: D11

Project: Dixon Road SA				Sheet: 1 of 1			
Project # 2010101 TDD: TO-01-12-10-1012				Logged by: SN		Checked by:	
Client: U.S. EPA				Purpose: Soil Boring			
Contractor: Ark Engineering Services				Start Date: 12/03/12		End Date: 12/03/12	
Crew Chief: Michael Cooper Certification ID 2252				Method: Direct Push Geoprobe			
Location: 1114 S Dixon Rd, Kokomo, Indiana				Easting:		Northing:	
NW¼ of:		NW¼ of Section: 2		T.23N R.3E		City: Kokomo	
Elevations:		Surface: Soil		Casing: 1.25"		Cover:	
Water Depth:		at Drilling:		at Completion:		Measurement Date:	
Number/Type of Samples:				Total Depth (ft): 12.0'		Borehole Diameter: 1.50"	

Sample		Recovery	Depth	Well Diagram	Graphic Log	Description	USCS	Blow Count	PID/FID/ppb	Test	Comments	Elevation
Number	Length											
			2			Dark brown silty clay with crushed rock remnants			3.95 ppm 3.50 ppm 0 ppb			
			4									
			6			4-6': Dark brown silty, sandy clay 6-8': Tan, sandy, rocky silt with red and gray staining			4.10 ppm 3.68 ppm 4 ppb			
			8									
			10			Light brown silty, rocky soil			4.03 ppm 3.35 ppm 0 ppb			
			12									
			14									
			16									
			18									
			20									



Sample		Recovery	Depth	Well Diagram	Graphic Log	Description	USCS	Blow Count	PID/FID/ppb	Test	Comments	Elevation
Number	Length											
			<div>2</div> <div>4</div>			Dark brown silty soil with rocks and tan staining			4.06 ppm 3.27 ppm 0 ppb			<div></div> <div></div> <div></div>
			<div>6</div> <div>8</div>									<div></div> <div></div> <div></div>
			<div>10</div> <div>12</div>									<div></div> <div></div> <div></div>
			<div>14</div> <div>16</div>									<div></div> <div></div> <div></div>
			<div>18</div> <div>20</div>									<div></div> <div></div> <div></div>



Drilling Log
BOREHOLE/WELL ID: D13

Project: Dixon Road SA				Sheet: 1 of 1			
Project # 2010101 TDD: TO-01-12-10-1012				Logged by: SN		Checked by:	
Client: U.S. EPA				Purpose: Soil Boring			
Contractor: Ark Engineering Services				Start Date: 12/03/12		End Date: 12/03/12	
Crew Chief: Michael Cooper Certification ID 2252				Method: Direct Push Geoprobe			
Location: 1114 S Dixon Rd, Kokomo, Indiana				Easting:		Northing:	
NW¼ of:		NW¼ of Section: 2		T.23N R.3E		City: Kokomo	
Elevations:		Surface: Soil		Casing: 1.25"		Cover:	
Water Depth:		at Drilling:		at Completion:		Measurement Date:	
Number/Type of Samples:				Total Depth (ft): 12.0'		Borehole Diameter: 1.50"	

Sample		Recovery	Depth	Well Diagram	Graphic Log	Description	USCS	Blow Count	PID/FID/ppb	Test	Comments	Elevation
Number	Length											
			2			Black, moist silty clay with rust and tan colored staining			4.08 ppm 3.23 ppm 0 ppb			
			4									
			6			Dark brown silty soil with rocks and gray/tan colored staining			3.98 ppm 3.11 ppm 0 ppb			
			8									
			10			Black silty clay with dark brown and red staining			4.08 ppm 3.35 ppm 0 ppb		30% return	
			12									
			14									
			16									
			18									
			20									

APPENDIX D
VALIDATED LABORATORY ANALYTICAL RESULTS
(123 Pages)



MEMORANDUM

Date: February 11, 2013

To: Santino Nardulli, Project Manager, Oneida Total Integrated Enterprises (OTIE)
Superfund Technical Assessment and Response Team (START) for Region 5

Prepared by: Carly Schulz, START Chemist for Region 5, OTIE

Quality Assurance (QA)/Quality Control (QC) Concurrence by: Renea Anglin, START Chemist for Region 4, OTIE

Subject: Data Validation for:
Dixon Road SA
1114 South Dixon Road
Kokomo (Howard County), Indiana, 46902
Project Technical Direction Document (TDD) Number: TO-01-12-10-1012

Laboratory:
Australian Laboratory Services (ALS) Environmental
3352 128th Avenue
Holland, Michigan 49424

Sample Delivery Group (SDG): 1212105

1.0 INTRODUCTION

The START Chemist for Region 5 validated analytical data for 20 soil samples for Total Resource Conservation and Recovery Act (RCRA)-Eight Metals, Toxicity Characteristic Leaching Procedure (TCLP) RCRA-8 Metals, Total Polychlorinated Biphenyl (PCB), Total Pesticides, and Chromium Six. Two (2) soil samples were also validated for Total Semivolatile Organic Compound (SVOC) and TCLP SVOC analysis. Samples were collected at the Dixon Road SA Site on December 3, 2012. The samples were analyzed under SDG 1212105 by ALS Environmental of Holland, Michigan using United States Environmental Protection Agency (U.S. EPA) methods 8270C, 8082A, 8081A, 6020A, 7196A, 7471A, 6020A/7470A.

Laboratory data were validated using guidelines set forth in the U.S. EPA Contract Laboratory Program (CLP) National Functional Guidelines (NFG)s for Organic Data Review (EPA-540-R-08-01, June 2008), NFGs for Inorganic Data Review (EPA-540-R-10-011, January 2010), and applicable methodologies. The purpose of the chemical data-quality-evaluation process is to assess the validity and usability of data for the project decision-making process.

Organic data validation consisted of a review of the following QC audits:

- Chain of custody (COC) and sample receipt forms review
- Sample preservation and holding time (HT)
- Blank results
- Surrogate recoveries
- Matrix spike (MS)/Matrix Spike Duplicate (MSD) recovery results
- Laboratory Control Sample (LCS)/Laboratory Control Sample Duplicate (LCSD) recovery results

Inorganic data validation consisted of a review of the following QC audits:

- COC and sample receipt forms review
- Sample preservation and HT
- Blank results
- Duplicate Sample Results
- LCS/LCSD recovery results
- MS/MSD recovery results

Section 2.0 of this memorandum discusses the results of organic data validation. Section 3.0 of this memorandum discusses the results of inorganic data validation. Section 4.0 of this memorandum presents an overall assessment of the data. The attachment to this memorandum contains the laboratory reporting forms as well as START's handwritten data qualifications where warranted.

2.0 ORGANIC DATA VALIDATION RESULTS

The results of START's organic data validation are summarized below by QC audit reviewed. The data qualifiers listed below were applied to sample analytical results where warranted (see attachment):

- J – The analyte was detected. The reported concentration was considered estimated.
- U – The analyte was not detected.
- UJ – The analyte was not detected. The reporting limit (RL) was considered estimated.

After the START project staff received the data packages, they were inventoried for completeness and then reviewed according to matrix-specific protocols and data quality objectives (DQO)s established for the project.

2.1 TOTAL SVOC SAMPLES BY METHOD 8270C

2.1.1 SAMPLE HANDLING

COC documentation and sample receipt forms were reviewed to ensure requested analyses were performed and that samples arrived at the laboratory intact. Samples were collected on December 3, 2012 and were received on ice by the laboratory at 4.0 °C, inside QC limits of 4 ± 2 °C.

2.1.2 SAMPLE PRESERVATION AND HOLDING TIME (HT)

Total SVOC samples were analyzed within the 14-day extraction and 40-day analysis holding times. No discrepancies were noted.

2.1.3 BLANK RESULTS

The purpose of laboratory and/or field blank analysis is to determine the existence and magnitude of contamination resulting from laboratory and/or field activities respectively.

Laboratory method blank (MB) sample (SBLKS1-45188-45188) was run with this SDG. Bis(2-ethylhexyl)phthalate and Butyl benzyl phthalate were both detected between the Practical Quantitation Limit (PQL) and the minimum detection limit (MDL). Samples 1212105-11 (Dixon Road SA D3 4-8'), and 1212105-17 (Dixon Road SA D11 4-8') had Bis(2-ethylhexyl) Phthalate detected between the MDL and RL, therefore Bis(2-ethylhexyl) Phthalate was brought up to the RL value and flagged as "U" (undetected). Butyl Benzyl Phthalate was detected in sample 1212105-17 (Dixon Road SA D11 4-8') between the MDL and RL, therefore Butyl Benzyl Phthalate was raised to the RL and flagged as "U".

2.1.4 SURROGATE RECOVERIES

Laboratory performance on individual samples is established by means of fortifying each sample with surrogate compounds (System Monitoring Compounds). Surrogate spike compounds included 2,4,6-Tribromophenol, 2-Fluorobiphenyl, 2-Fluorophenol, 4-Terphenyl-d14, Nitrobenzene-d5, and Phenol-d6.

No anomalies associated with the analysis of these samples were observed.

2.1.5 MS/MSD RECOVERY RESULTS

Data for MS/MSDs are generated to determine long-term precision and accuracy of the analytical method on various matrices and to demonstrate acceptable compound recovery by the laboratory at the time of sample analysis.

No MS/MSD was requested for these samples. A MS/MSD was run from another clients sample and was not evaluated.

2.1.6 LCS/LCSD RECOVERY RESULTS

Data for the LCS/LCSD is generated to provide information on the accuracy of the analytical method and on the laboratory performance.

The LCS/LCSD is fortified with the full list of TCLP SVOCs and analyzed with each batch of samples. The LCS/LCSD accuracy performance is measured by Percent Recovery (%R). LCS sample (SLCSS1-45188-45188) was run with this SDG. All analytes were within laboratory derived QC limits.

2.1.7 GENERAL LABORATORY OBSERVATIONS

Due to high non-target analytes, samples 1212105-11 (Dixon Road SA D3 1-4'') and 1212105-17 (Dixon Road SA D11 4-8'') were run at dilutions of 20 and 10 respectively. Therefore elevated reporting limits were provided.

2.2 TCLP SVOC SAMPLES BY METHOD 8270C

2.2.1 SAMPLE HANDLING

COC documentation and sample receipt forms were reviewed to ensure requested analyses were performed and that samples arrived at the laboratory intact. Samples were collected on December 3, 2012 and were received on ice by the laboratory at 4.0 °C, inside QC limits of 4 ± 2 °C.

2.2.2 SAMPLE PRESERVATION AND HOLDING TIME (HT)

TCLP SVOC samples were analyzed within HT criteria of 14 days for extraction and 40 days for analysis. No discrepancies were noted.

2.2.3 BLANK RESULTS

The purpose of laboratory and/or field blank analysis is to determine the existence and magnitude of contamination resulting from laboratory and/or field activities respectively.

Laboratory method blank (MB) sample (SBLKW1-45227-45227) was run with this SDG. There were no analytes detects in the MB and therefore no further action was taken.

2.2.4 SURROGATE RECOVERIES

Laboratory performance on individual samples is established by means of fortifying each sample with surrogate compounds. Surrogate spike compounds included 2,4,6-Tribromophenol, 2-Fluorobiphenyl, 2-Fluorophenol, 4-Terphenyl, Nitrobenzene-d5, and Phenol-d6.

All surrogate recoveries were within QC limits.

2.2.5 MS/MSD RECOVERY RESULTS

Data for MS/MSD are generated to determine long-term precision and accuracy of the analytical method on various matrices and to demonstrate acceptable compound recovery by the laboratory at the time of sample analysis.

No MS/MSD samples were requested for this SDG.

2.2.6 LCS/LCSD RECOVERY RESULTS

Data for the LCS is generated to provide information on the accuracy of the analytical method and on the laboratory performance. The LCS were fortified with the full list of SVOCs and analyzed with each batch of samples. The LCS accuracy performance is measured by % R.

The LCS sample (SLCSW1-45227-45227) had all recoveries within acceptable QC limits.

2.2.7 GENERAL LABORATORY OBSERVATIONS

No anomalies were associated with this SDG.

2.3 TOTAL PCB SAMPLES BY METHOD 8082A

2.3.1 SAMPLE HANDLING

COC documentation and sample receipt forms were reviewed to ensure requested analyses were performed and that samples arrived at the laboratory intact. Samples were collected on December 3, 2012 and were received on ice by the laboratory at 4.0 °C, inside QC limits of 4 ± 2 °C.

2.3.2 SAMPLE PRESERVATION AND HOLDING TIME (HT)

Total PCB samples were analyzed within HT criteria of 14 days for extraction and 40 days for analysis. No discrepancies were noted.

2.3.3 BLANK RESULTS

The purpose of laboratory and/or field blank analysis is to determine the existence and magnitude of contamination resulting from laboratory and/or field activities respectively. Laboratory method blank (MB) samples (PBLKS1-45199-45199 and PBLKS-45234-45234) were run with this SDG. There were no analytes detected in the MB. Therefore, no further action was taken.

2.3.4 SURROGATE RECOVERIES

Laboratory performance on individual samples is established by means of fortifying each sample with surrogate compounds. Surrogate spike compounds included Decachlorobiphenyl and Tetrachloro-m-xylene.

All surrogates were recovered within acceptable QC criteria. Therefore, no further action was taken.

2.3.5 MS/MSD RECOVERY RESULTS

Data for MS/MSD are generated to determine long-term precision and accuracy of the analytical method on various matrices and to demonstrate acceptable compound recovery by the laboratory at the time of sample analysis.

MS/MSDs were extracted from sample (DIXON ROAD SA D12 1-4'). The MS sample (1212105-18A MS) had Aroclor 1016 and Aroclor 1260 spiked and the results were biased-high at 6870 and 709 % R respectively. The MSD sample (1212105-18A MSD) had Aroclor 1016 and Aroclor 1260 spiked in it and the results were biased-high at 5840 and 602 % R respectively. These values were above the quantitation range defined by the laboratory. These high recoveries were due to elevated levels of Aroclors 1248 and 1254 in the parent sample. The Relative percent difference between the MS and MSD samples were within acceptable QC limits and therefore, no further action was taken.

MS/MSD were extracted from sample (DIXON ROAD SA D13 1-4') for batch 45234. The MS and MSD were biased high for both Aroclors due to high levels of AR1248 and AR1254 in the parent sample. The Relative percent difference between the MS and MSD samples were within acceptable QC limits and therefore, no further action was taken

2.3.6 LCS/LCSD RECOVERY RESULTS

Data for the LCS is generated to provide information on the accuracy of the analytical method and on the laboratory performance. The LCS were fortified with Aroclor 1016 and Aroclor 1260 and analyzed with each batch of samples. The LCS accuracy performance is measured by % R.

The LCS recoveries for Aroclor 1016 and Aroclor 1260 in sample (PLCSS1-45199-45199) were both within laboratory control limits. Therefore, no further action was taken.

The LCS recoveries for Aroclor 1016 and Aroclor 1260 in sample (PLCSS1-45234-45324) were both within laboratory control limits. Therefore, no further action was taken.

2.3.7 FIELD DUPLICATES

Data for field duplicates were collected and analyzed for chemical constituents to measure the cumulative uncertainty (i.e., precision) of the sample collection, splitting, handling, storage, preparation and analysis operations, as well as natural sample heterogeneity that is not eliminated through simple mixing in the field. Field duplicates are two samples prepared by mixing a volume of sample and splitting it into two separate sample containers that are labeled as individual field samples.

Sample (DR-SUR-01) had a duplicate collected sample (DR-SUR-09). Aroclor 1248 and Aroclor 1254 were both detected in sample (DR-SUR-01) at 8,600 and 12,000 µg/Kg respectively. Aroclor 1248 and Aroclor 1254 were both detected in sample (DR-SUR-09) at 9,700 and 15,000 µg/Kg respectively.

Sample (DIXON ROAD SA D12 1-4') had a duplicate collected sample (DIXON ROAD SA D12A 1-4'). Aroclor 1248 and Aroclor 1254 were detected in sample (DIXON ROAD SA D12 1-4') at 95,000 and 23,000 µg/Kg respectively. Aroclor 1248 and Aroclor 1254 were detected in sample (DIXON ROAD SA D12A 1-4') at 43,000 and 12,000 µg/Kg respectively.

The RPD was calculated for all detected analytes. A sample calculation using Aroclor 1248 detected in the first set of field duplicates follows:

$$\frac{|8,600 - 9,700|}{[(8,600 + 9,700)/2]} * 100 = \frac{1100}{9150} * 100 = 12.02\%$$

The RPD for Aroclor 1254 was found to be 22.22% in the first set of duplicates. The RPD for Aroclor 1248 in the second set of duplicates was found to be 75.36 %. The RPD for Aroclor 1254 in the second set of duplicates was found to be 62.86 %. Due to high levels of analytes in samples (DR-SUR-01) and (DR-SUR-09), the samples were diluted by a factor of 5. Samples (DIXON ROAD SA D12 1-4') and (DIXON ROAD SA D12A 1-4') were diluted by a factor of 20. The dilutions resulted in elevated reporting limits, which were provided by the laboratory. The RPDs were all calculated to be under the 100% RPD limit for soil samples. Therefore, no further action is required.

2.3.8 GENERAL LABORATORY OBSERVATIONS

Elevated levels of Aroclors lead to high percent recoveries in MS and MSD samples though RPD values were within range. The LCS for both batches was within QC limits indicating that the batch was within compliance and the difficulty with the MS/MSD is from matrix interference. Several samples required dilution due to the high levels of PCBs in the samples, therefore elevated detection limits were provided. Other than mentioned, no anomalies were associated with this SDG.

2.4 TOTAL PESTICIDE SAMPLES BY METHOD 8081A

2.4.1 SAMPLE HANDLING

COC documentation and sample receipt forms were reviewed to ensure requested analyses were performed and that samples arrived at the laboratory intact. Samples were collected on December 3, 2012 and were received on ice by the laboratory at 4.0 °C, inside QC limits of 4 ± 2 °C.

2.4.2 SAMPLE PRESERVATION AND HOLDING TIME (HT)

Total Pesticide samples were analyzed within HT criteria of 14 days for extraction and 40 days for analysis. No discrepancies were noted.

2.4.3 BLANK RESULTS

The purpose of laboratory and/or field blank analysis is to determine the existence and magnitude of contamination resulting from laboratory and/or field activities respectively. Laboratory method blank (MB) samples (PBLKS1-45200-45200 and PBLKS1-45235-45235) were run with this SDG.

There were no analytes detected in the MBs. Therefore, no further action was taken.

2.4.4 SURROGATE RECOVERIES

Laboratory performance on individual samples is established by means of fortifying each sample with surrogate compounds.

Surrogate spike compounds included Decachlorobiphenyl and Tetrachloro-m-xylene. All spike compounds were recovered within acceptable QC limits. Therefore, no further action was taken.

2.4.5 MS/MSD RECOVERY RESULTS

Data for MS/MSD are generated to determine long-term precision and accuracy of the analytical method on various matrices and to demonstrate acceptable compound recovery by the laboratory at the time of sample analysis.

No MS/MSD samples were analyzed with this SDG. Therefore, no further action was taken.

2.4.6 LCS/LCSD RECOVERY RESULTS

Data for the LCS is generated to provide information on the accuracy of the analytical method and on the laboratory performance. The LCS were fortified with the full list of Total Pesticides and analyzed with each batch of samples. The LCS accuracy performance is measured by % R.

The LCS recovery for 4,4'-DDT was biased-high at 149 % R outside of the 45-140 % R limits for LCS sample (PLCSS1-45200-45200). The LCS recovery for Methoxychlor was biased-high at 172 % R outside of the 55-145 % R limits. Since 4,4'-DDT and Methoxychlor were undetected in the associated samples, no further action was required.

LCS, PLCSS1-45235-45235, had methoxychlor biased high at 162%R. Since methoxychlor was undetected in the associated samples, no further action was required

2.4.7 FIELD DUPLICATES

Data for field duplicates were collected and analyzed for chemical constituents to measure the cumulative uncertainty (i.e., precision) of the sample collection, splitting, handling, storage, preparation and analysis operations, as well as natural sample heterogeneity that is not eliminated through simple mixing in the field. Field duplicates are two samples prepared by mixing a volume of sample and splitting it into two separate sample containers that are labeled as individual field samples.

Sample (DR-SUR-01) had a duplicate collected sample (DR-SUR-09). Sample (DIXON ROAD SA D12 1-4') had a duplicate collected sample (DIXON ROAD SA D12A 1-4'). No Total Pesticides analytes were detected in either set of duplicate samples. Therefore, no further action is required.

2.4.8 GENERAL LABORATORY OBSERVATIONS

Samples DR-SUR-01, DR-SUR-02, DR-SUR-03, DR-SUR-04, DR-SUR-05, DR-SUR-06, DR-SUR-07, DR-SUR-08, DR-SUR-09, Dixon Road SA D3 1-4', Dixon Road SA D3 4-8', Dixon Road SA D3 8-12', Dixon Road SA D4 1-4', Dixon Road SA D6 1-4', Dixon Road SA D6 4-8', Dixon Road SA D7 1-4', , Dixon Road SA D7 4-8', Dixon Road SA D12 1-4', Dixon Road SA D12A 1-4', and , Dixon Road SA D13 1-4' had several analytes run at dilutions due to matrix interference, therefore elevated reporting limits were provided.

3.0 INORGANIC DATA VALIDATION RESULTS

The results of START's inorganic data validation are summarized below by QC audit reviewed. The data qualifiers listed below were applied to sample analytical results where warranted:

- J – The analyte was detected. The reported concentration was considered estimated.
- U – The analyte was not detected.
- UJ – The analyte was not detected. The reporting limit (RL) was considered estimated.

After the START project staff received the data packages, they were inventoried for completeness and then reviewed according to matrix-specific protocols and DQOs established for the project.

3.1 TOTAL RCRA-8 METAL SAMPLES BY METHOD 6020A

3.1.1 SAMPLE HANDLING

COC documentation and sample receipt forms were reviewed to ensure requested analyses were performed and that samples arrived at the laboratory intact. Samples were collected on December 3, 2012 and were received on ice by the laboratory at 4.0 °C, inside QC limits of 4 ± 2 °C.

3.1.2 SAMPLE PRESERVATION AND HOLDING TIME (HT)

Total RCRA-8 metal samples were analyzed within the U.S. EPA recommended HT of 6 months. No discrepancies were noted.

3.1.3 BLANK RESULTS

The purpose of laboratory and/or field blank analysis is to determine the existence and magnitude of contamination resulting from laboratory and/or field activities respectively.

Laboratory method blank (MB) samples MBLK-45248-45248 and MBLK-45237-45237 were run with this SDG.

MB sample MBLK-45237-45237 had Arsenic detected at 0.0375 mg/Kg, Lead at 0.01278 mg/Kg, and Selenium at 0.0227 mg/Kg. These analytes were detected between the MDL and RL. All samples associated with this MB had Arsenic, lead and selenium detected at levels greater than ten times the level in the blank, therefore no further action was necessary.

MB sample MBLK-45248-45248 had Arsenic detected at 0.0449 mg/Kg and Lead at 0.1952 mg/Kg. These analytes were detected between the MDL and RL. All samples associated with this MB had Arsenic, lead and selenium detected at levels greater than ten times the level in the blank, therefore no further action was necessary.

3.1.4 LCS RECOVERY RESULTS

The LCS serves as a monitor of the overall performance of each step during the analysis, including the sample preparation. The LCS is fortified with each analyte of interest and analyzed with each batch of samples. The LCS accuracy performance is measured by % R.

The LCS sample (LCS-45248-45248) was within acceptable recovery limits for all analytes. Therefore, no further action was taken.

The LCS sample (LCS-45237-45237) was within acceptable recovery limits for all analytes. Therefore, no further action was taken.

3.1.5 MS/MSD RECOVERY RESULTS

The spiked sample analysis is designed to provide information about the effect of each sample matrix on the sample preparation procedures and the measurement methodology. The MS/MSD accuracy performance is measured by % R.

A MS/MSD was performed on sample Dixon Road SA D12 1-4'. Barium, Cadmium, Chromium and Lead could not be evaluated because the levels in the sample were greater than four times the spiked value. Silver was biased low with 45.7 %R in the MS and 50%R in the MSD. Selenium was biased low in the MSD at 73%R. Therefore, Selenium and Silver were flagged as "J" in sample Dixon Road SA D12 1-4'.

MS/MSD samples were extracted from soil sample DIXON ROAD SA D13 1-4'. Barium, Cadmium, Chromium and Lead had results higher than four times the spiked value due to high parent sample concentrations. Therefore, Barium, Cadmium, Chromium, Silver, and Lead results cannot be evaluated.

The recovery for Selenium was biased was biased low in the MS at 57.4%R and the RPD was outside QC limits at 26%R. Therefore Selenium was flagged as "J" in sample DIXON ROAD SA D13 1-4'.

3.1.6 FIELD DUPLICATES

Data for field duplicates were collected and analyzed for chemical constituents to measure the cumulative uncertainty (i.e., precision) of the sample collection, splitting, handling, storage, preparation and analysis operations, as well as natural sample heterogeneity that is not eliminated through simple mixing in the field. Field duplicates are two samples prepared by mixing a volume of sample and splitting it into two separate sample containers that are labeled as individual field samples.

Sample (DR-SUR-01) had a duplicate collected sample (DR-SUR-09). Sample (DIXON ROAD SA D12 1-4') had a duplicate collected sample (DIXON ROAD SA D12A 1-4'). Arsenic, Barium, Cadmium, Chromium, Lead, Selenium, and Silver were detected in sample (DR-SUR-01) at 14, 610, 35, 210, 2000, 1.5, and 5.9 mg/Kg respectively. Arsenic, Barium, Cadmium, Chromium, Lead, Selenium, and Silver were detected in sample (DR-SUR-09) 21, 730, 96, 140, 3000, 1.9, and 9.6 at mg/Kg respectively. Arsenic, Barium, Cadmium, Chromium, Lead, Selenium, and Silver were detected in sample (DIXON ROAD SA D12 1-4') at 22, 520, 71, 210, 2400, 1.4, and 16 mg/Kg respectively. Arsenic, Barium, Cadmium, Chromium, Lead, Selenium, and Silver were detected in sample (DIXON ROAD SA D12A 1-4') at 23, 460, 75, 220, 1800, 1.4, and 18 mg/Kg respectively.

The RPD was calculated for all detected analytes. A sample calculation using Arsenic detected in the first set of field duplicates follows:

$$(|14-21|)/[(14+21)/2] * 100 = 7/17.5 * 100 = 40\%$$

Due to high levels of analytes in samples (DR-SUR-01), (DR-SUR-09), (DIXON ROAD SA D12 1-4'), and (DIXON ROAD SA D12A 1-4'); the samples were diluted. The dilutions resulted in elevated reporting limits, which were provided by the laboratory. The RPDs were all calculated to be under the 100% RPD limit for soil samples. Therefore, no further action is required.

3.1.7 GENERAL LABORATORY OBSERVATIONS

No anomalies were associated with this SDG.

3.2 TCLP RCRA-8 METAL SAMPLES BY METHOD 6020A

3.2.1 SAMPLE HANDLING

COC documentation and sample receipt forms were reviewed to ensure requested analyses were performed and that samples arrived at the laboratory intact. Samples were collected on December 3, 2012 and were received on ice by the laboratory at 4.0 °C, inside QC limits of 4 ± 2 °C.

3.2.2 SAMPLE PRESERVATION AND HOLDING TIME (HT)

TCLP RCRA-8 metal samples were analyzed within the U.S. EPA recommended HT of 6 months. No discrepancies were noted.

3.2.3 BLANK RESULTS

The purpose of laboratory and/or field blank analysis is to determine the existence and magnitude of contamination resulting from laboratory and/or field activities respectively.

Laboratory method blank (MB) sample (MBLK-45244-45244) was run with this SDG. Lead was detected between the MDL and the PQL in the MB sample. Lead was detected in all the samples at greater than 10 times the level detect in the blank, therefore no further action was taken.

3.2.4 LCS RECOVERY RESULTS

The LCS serves as a monitor of the overall performance of each step during the analysis, including the sample preparation. The LCS is fortified with each analyte of interest and analyzed with each batch of samples. The LCS accuracy performance is measured by % R.

The LCS sample (LCS-45244-45244) was within acceptable recovery limits of 80-120 % R for all TCLP RCRA-8 analytes.

3.2.5 MS/MSD RECOVERY RESULTS

The spiked sample analysis is designed to provide information about the effect of each sample matrix on the sample preparation procedures and the measurement methodology. The MS/MSD accuracy performance is measured by % R.

MS sample (1212105-38AMS) and MSD sample (1212105-38AMSD) were extracted from TCLP extract for sample (DIXON ROAD SA D12 1-4'). MS sample (1212105-40AMS) and MSD sample (1212105-40AMSD) were extracted from TCLP extract for sample (DIXON ROAD SA D13 1-4').

No discrepancies were noted for the MS/MSD for sample DIXON ROAD SA D12 1-4' TCLP.

The MSD for DIXON ROAD SA D13 1-4' TCLP had barium biased low at 74%R. Barium was within QC limits for the MS, and RPD was within QC limits, therefore no further action was taken.

3.2.6 FIELD DUPLICATES

Data for field duplicates were collected and analyzed for chemical constituents to measure the cumulative uncertainty (i.e., precision) of the sample collection, splitting, handling, storage, preparation and analysis operations, as well as natural sample heterogeneity that is not eliminated through simple mixing in the field. Field duplicates are two samples prepared by mixing a volume of sample and splitting it into two separate sample containers that are labeled as individual field samples.

Sample (DR-SUR-01) had a duplicate collected sample (DR-SUR-09). Sample (DIXON ROAD SA D12 1-4') had a duplicate collected sample (DIXON ROAD SA D12A 1-4'). Barium, Cadmium, and Lead were detected in sample (DR-SUR-01) at 0.81, 0.33, and 0.55 mg/L respectively. Barium, Cadmium, and Lead were detected in sample (DR-SUR-09) at 0.98, 0.20, and 4.5 mg/L respectively. Barium, Cadmium, and Lead were detected in sample (DIXON ROAD SA D12 1-4') at 1.5, 0.93, and 1.0 mg/L respectively. Barium, Cadmium, and Lead were detected in sample (DIXON ROAD SA D12A 1-4') at 1.0, 2.2, and 1.2 mg/L respectively.

The RPD was calculated for all detected analytes. A sample calculation using Barium detected in the first set of field duplicates follows:

$$(|0.81-0.98|)/[(0.81+0.98)/2] * 100 = 0.17/0.895 * 100 = 18.99\%$$

The RPDs were all calculated to be under the 100% RPD limit for soil samples except for Lead in both sets of duplicates, which was calculated to be 156.44% and 133.33% respectively. Therefor Lead was flagged as "J" in samples DR-SUR-01, DR-SUR-09, DIXON ROAD SA D12 1-4', and DIXON ROAD SA D12A 1-4'.

3.2.7 GENERAL LABORATORY OBSERVATIONS

Sample SR-SUR-07-TCLP required a dilution for lead, therefore elevated reporting limits were provided.

3.3 TOTAL CHROMIUM (Cr)-Six (VI) SAMPLES BY METHOD 7196A

3.3.1 SAMPLE HANDLING

COC documentation and sample receipt forms were reviewed to ensure requested analyses were performed and that samples arrived at the laboratory intact. Samples were collected on December 3, 2012 and were received on ice by the laboratory at 4.0 °C, inside QC limits of 4 ± 2 °C.

3.3.2 SAMPLE PRESERVATION AND HOLDING TIME (HT)

Total Chromium samples were analyzed within the recommended HT of 30-days for extraction and 7 days from extraction to analysis for soil samples. No discrepancies were noted.

3.3.3 BLANK RESULTS

The purpose of laboratory and/or field blank analysis is to determine the existence and magnitude of contamination resulting from laboratory and/or field activities respectively.

Laboratory method blank (MB) samples (MBLK-45212-45212) and (MBLK-45225-45225) were run with this SDG. There was no Hexavalent Chromium detected in either MB sample. Therefore, no further action was taken.

3.3.4 LCS RECOVERY RESULTS

The LCS serves as a monitor of the overall performance of each step during the analysis, including the sample preparation. The LCS is fortified with each analyte of interest and analyzed with each batch of samples. The LCS accuracy performance is measured by % R.

The LCS sample (LCS-45212-45212) and (LCS-45225-45225) were within acceptable QC limits of 75-110 % for hexavalent chromium.

3.3.5 MS/MSD RECOVERY RESULTS

The spiked sample analysis is designed to provide information about the effect of each sample matrix on the sample preparation procedures and the measurement methodology. The MS/MSD accuracy performance is measured by %R.

MS sample (1212105-18AMS) and MSD sample (1212105-18AMSD) were extracted from soil sample (DIXON ROAD SA D12 1-4'). MS sample (1212105-20AMS) and MSD sample (1212105-20AMSD) were extracted from soil sample (DIXON ROAD SA D13 1-4').

The recoveries for Chromium Six (Cr-6) were outside of the acceptable QC limits of 60-130 % R. Both MS/MSD sets showed no recovery for hexavalent chromium, indicating matrix interference from the samples. Samples DIXON ROAD SA D12 1-4' and DIXON ROAD SA D13 1-4' were flagged as "UJ" for hexavalent chromium due to the matrix interference indicted from the matrix spikes.

3.3.6 FIELD DUPLICATES

Data for field duplicates were collected and analyzed for chemical constituents to measure the cumulative uncertainty (i.e., precision) of the sample collection, splitting, handling, storage, preparation and analysis operations, as well as natural sample heterogeneity that is not eliminated through simple mixing in the field. Field duplicates are two samples prepared by mixing a volume of sample and splitting it into two separate sample containers that are labeled as individual field samples.

Sample (DR-SUR-01) had a duplicate collected sample (DR-SUR-09). Sample (DIXON ROAD SA D12 1-4') had a duplicate collected sample (DIXON ROAD SA D12A 1-4'). Total Hexavalent Chromium (VI) was not detected in samples (DR-SUR-01), (DIXON ROAD SA D12 1-4'), or (DIXON ROAD SA D12A 1-4'). Total Chromium (VI) was detected at 5.6 mg/Kg in sample (DR-SUR-09). The RPD was calculated for all detected analytes. A sample calculation using Chromium (VI) detected in the first set of field duplicates follows:

$$((5.6-0))/[(5.6+0)/2] * 100 = 5.6/2.8 * 100 = 200\%$$

The RPD for Chromium (VI) for the first set of field duplicates was calculated to be 200%, which is over the 100% RPD limit for soil samples, therefore Chromium (VI) was flagged as “J” and “UJ” in samples DR-SUR-09 and DR-SUR-01 respectively.

No Chromium (VI) was detected in the second set of field duplicates. Therefore, no further action is required.

3.3.7 GENERAL LABORATORY OBSERVATIONS

The MS/MSD percent recoveries were biased-low for Cr-6. Therefore, the Cr-6 results in the associated field samples may be biased-low.

3.4 TOTAL MERCURY (Hg) SAMPLES BY METHOD 7471A

3.4.1 SAMPLE HANDLING

COC documentation and sample receipt forms were reviewed to ensure requested analyses were performed and that samples arrived at the laboratory intact. Samples were collected on December 3, 2012 and were received on ice by the laboratory at 4.0 °C, inside QC limits of 4 ± 2 °C.

3.4.2 SAMPLE PRESERVATION AND HOLDING TIME (HT)

Total Mercury samples were analyzed within the recommended HT of 28-days for soil samples. No discrepancies were noted.

3.4.3 BLANK RESULTS

The purpose of laboratory and/or field blank analysis is to determine the existence and magnitude of contamination resulting from laboratory and/or field activities respectively.

Laboratory method blank (MB) samples (MBLK-45250-45250) and (MBLK-45281-45281) were run with this SDG. Mercury was detected under the PQL in MB sample (MBLK-45250-45250). All samples associated with MBLK-45250-45250 had Mercury detected at 10x the level detected in the blank therefore no further action was required. There was no mercury detected in MB sample (MBLK-45281-45281).

3.4.4 LCS RECOVERY RESULTS

The LCS serves as a monitor of the overall performance of each step during the analysis, including the sample preparation. The LCS is fortified with each analyte of interest and analyzed with each batch of samples. The LCS accuracy performance is measured by %R.

LCS samples (LCS-45250-45250) and (LCS-45281-45281) were within acceptable QC limits of 80-120 % for mercury. Therefore, no further action was taken.

3.4.5 MS/MSD RECOVERY RESULTS

The spiked sample analysis is designed to provide information about the effect of each sample matrix on the sample preparation procedures and the measurement methodology. The MS/MSD accuracy performance is measured by %R.

MS sample (1212105-18AMS) and MSD sample (1212105-18AMSD) were extracted from soil sample (DIXON ROAD SA D12 1-4'). MS sample (1212105-20AMS) and MSD sample (1212105-20AMSD) were extracted from soil sample (DIXON ROAD SA D13 1-4'). Mercury was within QC limits of 75-125%R for both sets of MS/MSD.

3.4.6 FIELD DUPLICATES

Data for field duplicates were collected and analyzed for chemical constituents to measure the cumulative uncertainty (i.e., precision) of the sample collection, splitting, handling, storage, preparation and analysis operations, as well as natural sample heterogeneity that is not eliminated through simple mixing in the field. Field duplicates are two samples prepared by mixing a volume of sample and splitting it into two separate sample containers that are labeled as individual field samples.

Sample (DR-SUR-01) had a duplicate collected sample (DR-SUR-09). Sample (DIXON ROAD SA D12 1-4') had a duplicate collected sample (DIXON ROAD SA D12A 1-4'). Total Mercury (Hg) was detected at 0.97 mg/Kg in sample (DR-SUR-09), 0.87 mg/Kg in sample (DR-SUR-09), 0.61 mg/Kg in sample (DIXON ROAD SA D12 1-4'), and 0.99 mg/Kg in sample (DIXON ROAD SA D12A 1-4').

The RPD was calculated for all detected analytes. A sample calculation using the Total Mercury (Hg) detected in the first set of field duplicates follows:

$$((0.97-0.87)/[(0.97+0.87)/2]) * 100 = 0.1/1.84 * 100 = 5.43\%$$

All calculated RPD values for Total Mercury (Hg) were below the 100 % RPD limit for soil samples. Therefore, no further action is required.

3.4.7 GENERAL LABORATORY OBSERVATIONS

Samples DR-SUR-01, DR-SUR-02, DR-SUR-03, DR-SUR-06, DR-SUR-07, DR-SUR-08, DR-SUR-09, Dixon Road SA D3 4-8', Dixon Road SA D7 1-4', Dixon Road SA D11 4-8', Dixon Road SA D12 1-4', , Dixon Road SA D12A 1-4' and , Dixon Road SA D13 1-4' required dilutions for Mercury, therefore elevated reporting limits are provided.

3.5 TCLP MERCURY (Hg) SAMPLES BY METHOD 1311/7470A

3.5.1 SAMPLE HANDLING

COC documentation and sample receipt forms were reviewed to ensure requested analyses were performed and that samples arrived at the laboratory intact. Samples were collected on December 3, 2012 and were received on ice by the laboratory at 4.0 °C, inside QC limits of 4 ± 2 °C.

3.5.2 SAMPLE PRESERVATION AND HOLDING TIME (HT)

TCLP Mercury samples were analyzed within the recommended HT of 28-days for soil samples. No discrepancies were noted.

3.5.3 BLANK RESULTS

The purpose of laboratory and/or field blank analysis is to determine the existence and magnitude of contamination resulting from laboratory and/or field activities respectively. Laboratory method blank (MB) samples (MBLK-45247-45247 and MBLK-45282-45282) were run with this SDG.

Mercury was detected below the laboratory-supplied Practical Quantitation Limit (PQL) in MB sample MBLK-45282-45282 and MBLK-45282-45282.

The following samples were not detected at greater than 10 times the level of the blank, therefore the Mercury results were raised to the Reporting limit (RL) and flagged as "U": DR-SUR-01-TCLP, DR-SUR-02-TCLP, DR-SUR-03-TCLP, DR-SUR-04-TCLP, DR-SUR-05-TCLP, DR-SUR-06-TCLP, DR-SUR-07-TCLP, DR-SUR-08-TCLP, DR-SUR-09-TCLP, Dixon Road SA D3 1-4'-TCLP, Dixon Road SA D3 4-8'-TCLP, Dixon Road SA D3 8-12'-TCLP, Dixon Road SA D4 1-4'-TCLP, Dixon Road SA 6 1-4'-TCLP, Dixon Road SA D6 4-8'-TCLP, Dixon Road SA D7 1-4'-TCLP, Dixon Road SA D11 4-8'-TCLP, Dixon Road SA D12 1-4'-TCLP, Dixon Road SA D12A 1-4'-TCLP, and Dixon Road SA D13 1-4'-TCLP.

3.5.4 LCS RECOVERY RESULTS

The LCS serves as a monitor of the overall performance of each step during the analysis, including the sample preparation. The LCS is fortified with each analyte of interest and analyzed with each batch of samples. The LCS accuracy performance is measured by % R.

The LCS samples (LCS-45282-45282 and LCS-45247-45247) were within acceptable QC limits of 80-120 % R for mercury.

3.5.5 MS/MSD RECOVERY RESULTS

The spiked sample analysis is designed to provide information about the effect of each sample matrix on the sample preparation procedures and the measurement methodology. The MS/MSD accuracy performance is measured by % R.

An MS sample (1212105-40AMS) was performed on soil sample (DIXON ROAD SA D13 1-4'). The % R for mercury was 96.2 % R, which is within the acceptable QC limits of 75 – 125 % R. An MSD sample (1212105-40AMSD) was performed on soil sample (DIXON ROAD SA D13 1-4'). The % R for mercury was 96.3 % R, which is within acceptable QC limits of 75-125 % R. The RPD between the MS and MSD samples was calculated to be 0.0515 % RPD, which is under the 20 % RPD limit for MS/MSD samples. Therefore, no further action was taken.

An MS sample (1212105-38AMS) was performed on soil sample (DIXON ROAD SA D12 1-4'). The % R for mercury was 93.1 % R, which is within the acceptable QC limits of 75 – 125 % R. An MSD sample (1212105-38AMSD) was performed on soil sample (DIXON ROAD SA D12 1-4'). The % R for mercury was 91.4 % R, which is within acceptable QC limits of 75-125 % R. The RPD between the MS and MSD samples was calculated to be 0.0515 % RPD, which is under the 20 % RPD limit for MS/MSD samples. Therefore, no further action was taken.

3.5.6 FIELD DUPLICATES

Data for field duplicates were collected and analyzed for chemical constituents to measure the cumulative uncertainty (i.e., precision) of the sample collection, splitting, handling, storage, preparation and analysis operations, as well as natural sample heterogeneity that is not eliminated through simple mixing in the field. Field duplicates are two samples prepared by mixing a volume of sample and splitting it into two separate sample containers that are labeled as individual field samples.

Sample (DR-SUR-01) had a duplicate collected sample (DR-SUR-09). Sample (DIXON ROAD SA D12 1-4') had a duplicate collected sample (DIXON ROAD SA D12A 1-4'). TCLP Mercury (Hg) was detected below the Laboratory Reporting Limit in samples (DR-SUR-01) and (DR-SUR-09), (DIXON ROAD SA D12 1-4'), and (DIXON ROAD SA D12A 1-4'). Since TCLP Mercury was not detected in these samples, no further action is required.

4.0 OVERALL ASSESSMENT OF DATA

The analytical results meet the data quality objectives defined by the applicable method and validation guidance documentation. The analytical data is usable and acceptable as reported by the laboratory with the additional flags as noted above.



12-Dec-2012

Santino Nardulli
Oneida Total Integrated Enterprises (OTIE)
100 West Monroe, Suite 300
Chicago, IL 60603

Re: **Dixon Road SA**

Work Order: **1212105**

Dear Santino,

ALS Environmental received 40 samples on 04-Dec-2012 for the analyses presented in the following report.

The analytical data provided relates directly to the samples received by ALS Environmental and for only the analyses requested.

QC sample results for this data met laboratory specifications. Any exceptions are noted in the Case Narrative, or noted with qualifiers in the report or QC batch information. Should this laboratory report need to be reproduced, it should be reproduced in full unless written approval has been obtained from ALS Environmental. Samples will be disposed in 30 days unless storage arrangements are made.

The total number of pages in this report is 108.

If you have any questions regarding this report, please feel free to contact me.

Sincerely,

A handwritten signature in black ink that reads "Alex Csaszar".

Electronically approved by: Alex Csaszar

Alex Csaszar
Project Manager



Certificate No: MN331938

ADDRESS 3352 128th Avenue Holland, Michigan 49424-9263 | PHONE (616) 399-6070 | FAX (616) 399-6185

ALS GROUP USA, CORP Part of the ALS Laboratory Group A Campbell Brothers Limited Company

Environmental 

www.alsglobal.com

RIGHT SOLUTIONS RIGHT PARTNER

Client: Oneida Total Integrated Enterprises (OTIE)
Project: Dixon Road SA
Work Order: 1212105

Work Order Sample Summary

<u>Lab Samp ID</u>	<u>Client Sample ID</u>	<u>Matrix</u>	<u>Tag Number</u>	<u>Collection Date</u>	<u>Date Received</u>	<u>Hold</u>
1212105-01	DR-SUR-01	Soil		12/3/2012 14:40	12/4/2012 12:30	<input type="checkbox"/>
1212105-02	DR-SUR-02	Soil		12/3/2012 14:46	12/4/2012 12:30	<input type="checkbox"/>
1212105-03	DR-SUR-03	Soil		12/3/2012 15:04	12/4/2012 12:30	<input type="checkbox"/>
1212105-04	DR-SUR-04	Soil		12/3/2012 15:23	12/4/2012 12:30	<input type="checkbox"/>
1212105-05	DR-SUR-05	Soil		12/3/2012 15:30	12/4/2012 12:30	<input type="checkbox"/>
1212105-06	DR-SUR-06	Soil		12/3/2012 15:38	12/4/2012 12:30	<input type="checkbox"/>
1212105-07	DR-SUR-07	Soil		12/3/2012 15:50	12/4/2012 12:30	<input type="checkbox"/>
1212105-08	DR-SUR-08	Soil		12/3/2012 16:00	12/4/2012 12:30	<input type="checkbox"/>
1212105-09	DR-SUR-09	Soil		12/3/2012 14:43	12/4/2012 12:30	<input type="checkbox"/>
1212105-10	Dixon Road SA D3 1-4'	Soil		12/3/2012 14:20	12/4/2012 12:30	<input type="checkbox"/>
1212105-11	Dixon Road SA D3 4-8'	Soil		12/3/2012 14:30	12/4/2012 12:30	<input type="checkbox"/>
1212105-12	Dixon Road SA D3 8-12'	Soil		12/3/2012 14:34	12/4/2012 12:30	<input type="checkbox"/>
1212105-13	Dixon Road SA D4 1-4'	Soil		12/3/2012 14:48	12/4/2012 12:30	<input type="checkbox"/>
1212105-14	Dixon Road SA D6 1-4'	Soil		12/3/2012 14:59	12/4/2012 12:30	<input type="checkbox"/>
1212105-15	Dixon Road SA D6 4-8'	Soil		12/3/2012 15:09	12/4/2012 12:30	<input type="checkbox"/>
1212105-16	Dixon Road SA D7 1-4'	Soil		12/3/2012 15:17	12/4/2012 12:30	<input type="checkbox"/>
1212105-17	Dixon Road SA D11 4-8'	Soil		12/3/2012 15:57	12/4/2012 12:30	<input type="checkbox"/>
1212105-18	Dixon Road SA D12 1-4'	Soil		12/3/2012 16:15	12/4/2012 12:30	<input type="checkbox"/>
1212105-19	Dixon Road SA D12A 1-4'	Soil		12/3/2012 16:16	12/4/2012 12:30	<input type="checkbox"/>
1212105-20	Dixon Road SA D13 1-4'	Soil		12/3/2012 16:44	12/4/2012 12:30	<input type="checkbox"/>
1212105-21	DR-SUR-01 - TCLP	Tclp Extract		12/3/2012 14:40	12/4/2012 12:30	<input type="checkbox"/>
1212105-22	DR-SUR-02 - TCLP	Tclp Extract		12/3/2012 14:46	12/4/2012 12:30	<input type="checkbox"/>
1212105-23	DR-SUR-03 - TCLP	Tclp Extract		12/3/2012 15:04	12/4/2012 12:30	<input type="checkbox"/>
1212105-24	DR-SUR-04 - TCLP	Tclp Extract		12/3/2012 15:23	12/4/2012 12:30	<input type="checkbox"/>
1212105-25	DR-SUR-05 - TCLP	Tclp Extract		12/3/2012 15:30	12/4/2012 12:30	<input type="checkbox"/>
1212105-26	DR-SUR-06 - TCLP	Tclp Extract		12/3/2012 15:38	12/4/2012 12:30	<input type="checkbox"/>
1212105-27	DR-SUR-07 - TCLP	Tclp Extract		12/3/2012 15:50	12/4/2012 12:30	<input type="checkbox"/>
1212105-28	DR-SUR-08 - TCLP	Tclp Extract		12/3/2012 16:00	12/4/2012 12:30	<input type="checkbox"/>
1212105-29	DR-SUR-09 - TCLP	Tclp Extract		12/3/2012 14:43	12/4/2012 12:30	<input type="checkbox"/>
1212105-30	Dixon Road SA D3 1-4' - TCLP	Tclp Extract		12/3/2012 14:20	12/4/2012 12:30	<input type="checkbox"/>
1212105-31	Dixon Road SA D3 4-8' - TCLP	Tclp Extract		12/3/2012 14:30	12/4/2012 12:30	<input type="checkbox"/>
1212105-32	Dixon Road SA D3 8-12' - TCLP	Tclp Extract		12/3/2012 14:34	12/4/2012 12:30	<input type="checkbox"/>
1212105-33	Dixon Road SA D4 1-4' - TCLP	Tclp Extract		12/3/2012 14:48	12/4/2012 12:30	<input type="checkbox"/>
1212105-34	Dixon Road SA D6 1-4' - TCLP	Tclp Extract		12/3/2012 14:59	12/4/2012 12:30	<input type="checkbox"/>
1212105-35	Dixon Road SA D6 4-8' - TCLP	Tclp Extract		12/3/2012 15:09	12/4/2012 12:30	<input type="checkbox"/>
1212105-36	Dixon Road SA D7 1-4' - TCLP	Tclp Extract		12/3/2012 15:17	12/4/2012 12:30	<input type="checkbox"/>
1212105-37	Dixon Road SA D11 4-8' - TCLP	Tclp Extract		12/3/2012 15:57	12/4/2012 12:30	<input type="checkbox"/>
1212105-38	Dixon Road SA D12 1-4' - TCLP	Tclp Extract		12/3/2012 16:15	12/4/2012 12:30	<input type="checkbox"/>
1212105-39	Dixon Road SA D12A 1-4' - TCLP	Tclp Extract		12/3/2012 16:16	12/4/2012 12:30	<input type="checkbox"/>

Client: Oneida Total Integrated Enterprises (OTIE)
Project: Dixon Road SA
Work Order: 1212105

Work Order Sample Summary

<u>Lab Samp ID</u>	<u>Client Sample ID</u>	<u>Matrix</u>	<u>Tag Number</u>	<u>Collection Date</u>	<u>Date Received</u>	<u>Hold</u>
1212105-40	Dixon Road SA D13 1-4' - TCLP	Tclp Extract		12/3/2012 16:44	12/4/2012 12:30	<input type="checkbox"/>

Client: Oneida Total Integrated Enterprises (OTIE)
Project: Dixon Road SA
Work Order: 1212105

Case Narrative**QC and Sample Comments:**

Batch 45199, Method PCB_8082_S, Sample 1212105-18A MS: "S" flags for 1016 and 1260 are due to matrix interference. Elevated levels of aroclors 1248 and 1254 in parent sample led to high recoveries. RPD's are in range.

Batch 45199, Method PCB_8082_S, Sample 1212105-18A MSD: "S" flags for 1016 and 1260 are due to matrix interference. Elevated levels of aroclors 1248 and 1254 in parent sample led to high recoveries. RPD's are in range.

Batch 45200, Method PEST_8081_S, Sample PLCSS1-45200: The LCS recovery was above the upper control limits for 4,4' - DDT. All sample results in the batch were non-detect. No qualification is necessary for this analyte.

Batch 45200, Method PEST_8081_S, Sample PLCSS1-45200: The LCS recovery was above the upper control limits for Methoxychlor. All sample results in the batch were non-detect. No qualification is necessary for this analyte.

Batch 45212, Method CR6_7196_S, Sample 1212105-18AMS: The MS recovery was below the control limits for CR6. The reported result in the parent sample may be biased low.

Batch 45212, Method CR6_7196_S, Sample 1212105-18AMSD: The MSD recovery was below the control limits for CR6. The reported result in the parent sample may be biased low.

Batch 45225, Method CR6_7196_S, Sample 1212105-20AMS: The MS recovery was below the control limits for CR6. The reported result in the parent sample may be biased low.

Batch 45225, Method CR6_7196_S, Sample 1212105-20AMSD: The MSD recovery was below the control limits for CR6. The reported result in the parent sample may be biased low.

Batch 45234, Method PCB_8082_S, Sample 1212105-20A MS: "S" flags for 1016 and 1260 are due to matrix interference. Elevated levels of aroclors 1248 and 1254 in parent sample led to high recoveries. RPD's are in range.

Batch 45234, Method PCB_8082_S, Sample 1212105-20A MSD: "S" flags for 1016 and 1260 are due to matrix interference. Elevated levels of aroclors 1248 and 1254 in parent sample led to high recoveries. RPD's are in range.

Batch 45235, Method PEST_8081_S, Sample PLCSS1-45235: The LCS and/or LCSD

Client: Oneida Total Integrated Enterprises (OTIE)
Project: Dixon Road SA
Work Order: 1212105

Case Narrative

recovery was above the upper control limits for Methoxychlor. All sample results in the batch were non-detect. No qualification is necessary for this analyte.

Batch 45237, Method ICP_6020_S, Sample 1212105-18AMS: The MS recoveries were outside of the control limits for Barium, Cadmium and Chromium; however, the results in the parent sample were greater than 4x the spike amount. No qualification is required for these analytes.

Batch 45237, Method ICP_6020_S, Sample 1212105-18AMS: The MS recovery was outside of the controls for Lead; however, the result in the parent sample is greater than 4x the spike amount. No qualification is required for this analyte.

Batch 45237, Method ICP_6020_S, Sample 1212105-18AMS: The MS recovery was below the control limits for Silver. The reported result in the parent sample may be biased low.

Batch 45237, Method ICP_6020_S, Sample 1212105-18AMSD: The MSD recoveries were outside of the controls limits for Barium, Cadmium and Chromium; however, the results in the parent sample were greater than 4x the spike amount. No qualification is required for these analytes.

Batch 45237, Method ICP_6020_S, Sample 1212105-18AMSD: The RPD between the MS and MSD was outside of the control limits for Chromium. The reported result in the parent sample should be considered estimated for this analyte.

Batch 45237, Method ICP_6020_S, Sample 1212105-18AMSD: The MSD recovery was below the control limits for Selenium and Silver. The reported results in the parent sample may be biased low.

Batch 45244, Method ICP_6020_W, Sample 1212105-40AMSD: The MSD recovery was below the control limits for Barium. The reported result in the parent sample may be biased low.

Batch 45248, Method ICP_6020_S, Sample 1212105-20AMS: The MS recovery was below the control limits for Selenium. The reported result in the parent sample may be biased low.

Batch 45248, Method ICP_6020_S, Sample 1212105-20AMS: The MS recoveries were outside of the controls for Barium, Cadmium, Chromium and Lead; however, the results in the parent sample were greater than 4x the spike amount. No qualification is required for these analytes.

Batch 45248, Method ICP_6020_S, Sample 1212105-20AMSD: The MSD recoveries were outside of the control limits for Barium, Cadmium, Chromium and Lead; however, the results

Client: Oneida Total Integrated Enterprises (OTIE)
Project: Dixon Road SA
Work Order: 1212105

Case Narrative

in the parent sample were greater than 4x the spike amount. No qualification is required for these analytes.

Batch 45248, Method ICP_6020_S, Sample 1212105-20AMSD: The RPD between the MS and MSD was outside of the control limits for Selenium. The reported result in the parent sample should be considered estimated for this analyte.

Batch 45281, Method HG_7471_S, Sample 1212105-20AMSD: The MSD recovery was outside of the control limits for Mercury; however, the result in the parent sample is greater than 4x the spike amount. No qualification is required for this analyte.

Client: Oneida Total Integrated Enterprises (OTIE)
Project: Dixon Road SA
WorkOrder: 1212105

QUALIFIERS, ACRONYMS, UNITS

<u>Qualifier</u>	<u>Description</u>
*	Value exceeds Regulatory Limit
a	Not accredited
B	Analyte detected in the associated Method Blank above the Reporting Limit
E	Value above quantitation range
H	Analyzed outside of Holding Time
J	Analyte detected below quantitation limit
n	Not offered for accreditation
ND	Not Detected at the Reporting Limit
O	Sample amount is > 4 times amount spiked
P	Dual Column results percent difference > 40%
R	RPD above laboratory control limit
S	Spike Recovery outside laboratory control limits
U	Analyzed but not detected above the MDL

<u>Acronym</u>	<u>Description</u>
DUP	Method Duplicate
LCS	Laboratory Control Sample
LCSD	Laboratory Control Sample Duplicate
MBLK	Method Blank
MDL	Method Detection Limit
SQL	Method Quantitation Limit
MS	Matrix Spike
MSD	Matrix Spike Duplicate
PDS	Post Digestion Spike
PQL	Practical Quantitation Limit
RPD	Relative Percent Difference
SD	Serial Dilution
TDL	Target Detection Limit

<u>Units Reported</u>	<u>Description</u>
% of sample	Percent of Sample
µg/Kg-dry	Micrograms per Kilogram Dry Weight
µg/L	Micrograms per Liter
mg/Kg-dry	Milligrams per Kilogram Dry Weight
mg/L	Milligrams per Liter

ALS Group USA, Corp

Date: 12-Dec-12

Client: Oneida Total Integrated Enterprises (OTIE)

Project: Dixon Road SA

Work Order: 1212105

Sample ID: DR-SUR-01

Lab ID: 1212105-01

Collection Date: 12/3/2012 02:40 PM

Matrix: SOIL

Analyses	Result	Qual	Report Limit	Units	Dilution Factor	Date Analyzed
PCBS						
			SW8082		Prep Date: 12/6/2012	Analyst: JD
Aroclor 1016	U		49	µg/Kg-dry	1	12/10/2012 10:46 AM
Aroclor 1221	U		49	µg/Kg-dry	1	12/10/2012 10:46 AM
Aroclor 1232	U		49	µg/Kg-dry	1	12/10/2012 10:46 AM
Aroclor 1242	U		49	µg/Kg-dry	1	12/10/2012 10:46 AM
Aroclor 1248	8,600		240	µg/Kg-dry	5	12/11/2012 01:14 PM
Aroclor 1254	12,000		240	µg/Kg-dry	5	12/11/2012 01:14 PM
Aroclor 1260	U		49	µg/Kg-dry	1	12/10/2012 10:46 AM
Surr: Decachlorobiphenyl	117		40-140	%REC	1	12/10/2012 10:46 AM
Surr: Tetrachloro-m-xylene	93.1		45-124	%REC	1	12/10/2012 10:46 AM
PESTICIDES						
			SW8081		Prep Date: 12/6/2012	Analyst: JD
4,4'-DDD	U		12	µg/Kg-dry	1	12/11/2012 11:24 AM
4,4'-DDE	U		12	µg/Kg-dry	1	12/11/2012 11:24 AM
4,4'-DDT	U		12	µg/Kg-dry	1	12/11/2012 11:24 AM
Aldrin	U		12	µg/Kg-dry	1	12/11/2012 11:24 AM
alpha-BHC	U		12	µg/Kg-dry	1	12/11/2012 11:24 AM
alpha-Chlordane	U		12	µg/Kg-dry	1	12/11/2012 11:24 AM
beta-BHC	U		12	µg/Kg-dry	1	12/11/2012 11:24 AM
Chlordane, Technical	U		30	µg/Kg-dry	1	12/11/2012 11:24 AM
delta-BHC	U		12	µg/Kg-dry	1	12/11/2012 11:24 AM
Dieldrin	U		610	µg/Kg-dry	50	12/11/2012 11:41 AM
Endosulfan I	U		610	µg/Kg-dry	50	12/11/2012 11:41 AM
Endosulfan II	U		610	µg/Kg-dry	50	12/11/2012 11:41 AM
Endosulfan sulfate	U		610	µg/Kg-dry	50	12/11/2012 11:41 AM
Endrin	U		610	µg/Kg-dry	50	12/11/2012 11:41 AM
Endrin aldehyde	U		610	µg/Kg-dry	50	12/11/2012 11:41 AM
Endrin ketone	U		610	µg/Kg-dry	50	12/11/2012 11:41 AM
gamma-BHC (Lindane)	U		12	µg/Kg-dry	1	12/11/2012 11:24 AM
gamma-Chlordane	U		12	µg/Kg-dry	1	12/11/2012 11:24 AM
Heptachlor	U		12	µg/Kg-dry	1	12/11/2012 11:24 AM
Heptachlor epoxide	U		610	µg/Kg-dry	50	12/11/2012 11:41 AM
Methoxychlor	U		610	µg/Kg-dry	50	12/11/2012 11:41 AM
Toxaphene	U		73	µg/Kg-dry	1	12/11/2012 11:24 AM
Surr: Decachlorobiphenyl	86.1		45-135	%REC	1	12/11/2012 11:24 AM
Surr: Tetrachloro-m-xylene	86.1		45-124	%REC	1	12/11/2012 11:24 AM
MERCURY BY CVAA						
			SW7471		Prep Date: 12/7/2012	Analyst: LR
Mercury	0.97		0.11	mg/Kg-dry	5	12/10/2012 01:42 PM
METALS BY ICP-MS						
			SW6020A		Prep Date: 12/7/2012	Analyst: CES

Note: See Qualifiers page for a list of qualifiers and their definitions.

2-11-2013

ALS Group USA, Corp

Date: 12-Dec-12

Client: Oneida Total Integrated Enterprises (OTIE)

Project: Dixon Road SA

Work Order: 1212105

Sample ID: DR-SUR-01

Lab ID: 1212105-01

Collection Date: 12/3/2012 02:40 PM

Matrix: SOIL

Analyses	Result	Qual	Report Limit	Units	Dilution Factor	Date Analyzed
Arsenic	14		2.4	mg/Kg-dry	5	12/8/2012 02:34 AM
Barium	610		2.4	mg/Kg-dry	5	12/8/2012 02:34 AM
Cadmium	35		0.94	mg/Kg-dry	5	12/8/2012 02:34 AM
Chromium	210		2.4	mg/Kg-dry	5	12/8/2012 02:34 AM
Lead	2,000	J	24	mg/Kg-dry	50	12/10/2012 03:35 PM
Selenium	1.5	J	2.4	mg/Kg-dry	5	12/8/2012 02:34 AM
Silver	5.9		2.4	mg/Kg-dry	5	12/8/2012 02:34 AM
CHROMIUM, HEXAVALENT						
Chromium, Hexavalent		UJ	SW7196A 0.63	mg/Kg-dry	1	Prep Date: 12/6/2012 Analyst: JB 12/7/2012 04:15 PM
MOISTURE						
Moisture	20		A2540 G 0.050	% of sample	1	Analyst: LR 12/6/2012 03:30 PM

Note: See Qualifiers page for a list of qualifiers and their definitions.

2-11-2013
Cks

ALS Group USA, Corp

Date: 12-Dec-12

Client: Oneida Total Integrated Enterprises (OTIE)

Project: Dixon Road SA

Work Order: 1212105

Sample ID: DR-SUR-02

Lab ID: 1212105-02

Collection Date: 12/3/2012 02:46 PM

Matrix: SOIL

Analyses	Result	Qual	Report Limit	Units	Dilution Factor	Date Analyzed
PCBS						
			SW8082		Prep Date: 12/6/2012	Analyst: JD
Aroclor 1016	U		48	µg/Kg-dry	1	12/10/2012 11:06 AM
Aroclor 1221	U		48	µg/Kg-dry	1	12/10/2012 11:06 AM
Aroclor 1232	U		48	µg/Kg-dry	1	12/10/2012 11:06 AM
Aroclor 1242	U		48	µg/Kg-dry	1	12/10/2012 11:06 AM
Aroclor 1248	2,100		48	µg/Kg-dry	1	12/10/2012 11:06 AM
Aroclor 1254	1,900		48	µg/Kg-dry	1	12/10/2012 11:06 AM
Aroclor 1260	U		48	µg/Kg-dry	1	12/10/2012 11:06 AM
Surr: Decachlorobiphenyl	96.1		40-140	%REC	1	12/10/2012 11:06 AM
Surr: Tetrachloro-m-xylene	93.1		45-124	%REC	1	12/10/2012 11:06 AM
PESTICIDES						
			SW8081		Prep Date: 12/6/2012	Analyst: JD
4,4'-DDD	U		12	µg/Kg-dry	1	12/11/2012 11:58 AM
4,4'-DDE	U		12	µg/Kg-dry	1	12/11/2012 11:58 AM
4,4'-DDT	U		12	µg/Kg-dry	1	12/11/2012 11:58 AM
Aldrin	U		12	µg/Kg-dry	1	12/11/2012 11:58 AM
alpha-BHC	U		12	µg/Kg-dry	1	12/11/2012 11:58 AM
alpha-Chlordane	U		12	µg/Kg-dry	1	12/11/2012 11:58 AM
beta-BHC	U		12	µg/Kg-dry	1	12/11/2012 11:58 AM
Chlordane, Technical	U		30	µg/Kg-dry	1	12/11/2012 11:58 AM
delta-BHC	U		12	µg/Kg-dry	1	12/11/2012 11:58 AM
Dieldrin	U		240	µg/Kg-dry	20	12/11/2012 12:14 PM
Endosulfan I	U		240	µg/Kg-dry	20	12/11/2012 12:14 PM
Endosulfan II	U		240	µg/Kg-dry	20	12/11/2012 12:14 PM
Endosulfan sulfate	U		240	µg/Kg-dry	20	12/11/2012 12:14 PM
Endrin	U		240	µg/Kg-dry	20	12/11/2012 12:14 PM
Endrin aldehyde	U		240	µg/Kg-dry	20	12/11/2012 12:14 PM
Endrin ketone	U		240	µg/Kg-dry	20	12/11/2012 12:14 PM
gamma-BHC (Lindane)	U		12	µg/Kg-dry	1	12/11/2012 11:58 AM
gamma-Chlordane	U		12	µg/Kg-dry	1	12/11/2012 11:58 AM
Heptachlor	U		12	µg/Kg-dry	1	12/11/2012 11:58 AM
Heptachlor epoxide	U		240	µg/Kg-dry	20	12/11/2012 12:14 PM
Methoxychlor	U		240	µg/Kg-dry	20	12/11/2012 12:14 PM
Toxaphene	U		72	µg/Kg-dry	1	12/11/2012 11:58 AM
Surr: Decachlorobiphenyl	85.1		45-135	%REC	1	12/11/2012 11:58 AM
Surr: Tetrachloro-m-xylene	84.1		45-124	%REC	1	12/11/2012 11:58 AM
MERCURY BY CVAA						
			SW7471		Prep Date: 12/7/2012	Analyst: LR
Mercury	0.81		0.10	mg/Kg-dry	5	12/10/2012 01:44 PM
METALS BY ICP-MS						
			SW6020A		Prep Date: 12/7/2012	Analyst: CES

Note: See Qualifiers page for a list of qualifiers and their definitions.

OK
2-11-2013

ALS Group USA, Corp

Date: 12-Dec-12

Client: Oneida Total Integrated Enterprises (OTIE)

Project: Dixon Road SA

Work Order: 1212105

Sample ID: DR-SUR-02

Lab ID: 1212105-02

Collection Date: 12/3/2012 02:46 PM

Matrix: SOIL

Analyses	Result	Qual	Report Limit	Units	Dilution Factor	Date Analyzed
Arsenic	14		2.3	mg/Kg-dry	5	12/8/2012 02:40 AM
Barium	530		2.3	mg/Kg-dry	5	12/8/2012 02:40 AM
Cadmium	41		0.93	mg/Kg-dry	5	12/8/2012 02:40 AM
Chromium	420		2.3	mg/Kg-dry	5	12/8/2012 02:40 AM
Lead	1,400		23	mg/Kg-dry	50	12/10/2012 03:41 PM
Selenium	1.5	J	2.3	mg/Kg-dry	5	12/8/2012 02:40 AM
Silver	6.0		2.3	mg/Kg-dry	5	12/8/2012 02:40 AM
CHROMIUM, HEXAVALENT			SW7196A		Prep Date: 12/6/2012	Analyst: JB
Chromium, Hexavalent	U		0.59	mg/Kg-dry	1	12/7/2012 04:15 PM
MOISTURE			A2540 G			Analyst: LR
Moisture	17		0.050	% of sample	1	12/6/2012 03:30 PM

Note: See Qualifiers page for a list of qualifiers and their definitions.

CEA
2-11-2013

ALS Group USA, Corp

Date: 12-Dec-12

Client: Oneida Total Integrated Enterprises (OTIE)

Project: Dixon Road SA

Work Order: 1212105

Sample ID: DR-SUR-03

Lab ID: 1212105-03

Collection Date: 12/3/2012 03:04 PM

Matrix: SOIL

Analyses	Result	Qual	Report Limit	Units	Dilution Factor	Date Analyzed
PCBS						
			SW8082		Prep Date: 12/6/2012	Analyst: JD
Aroclor 1016	U		42	µg/Kg-dry	1	12/10/2012 11:26 AM
Aroclor 1221	U		42	µg/Kg-dry	1	12/10/2012 11:26 AM
Aroclor 1232	U		42	µg/Kg-dry	1	12/10/2012 11:26 AM
Aroclor 1242	U		42	µg/Kg-dry	1	12/10/2012 11:26 AM
Aroclor 1248	2,300		42	µg/Kg-dry	1	12/10/2012 11:26 AM
Aroclor 1254	1,600		42	µg/Kg-dry	1	12/10/2012 11:26 AM
Aroclor 1260	U		42	µg/Kg-dry	1	12/10/2012 11:26 AM
Surr: Decachlorobiphenyl	129		40-140	%REC	1	12/10/2012 11:26 AM
Surr: Tetrachloro-m-xylene	93.1		45-124	%REC	1	12/10/2012 11:26 AM
PESTICIDES						
			SW8081		Prep Date: 12/6/2012	Analyst: JD
4,4'-DDD	U		11	µg/Kg-dry	1	12/11/2012 01:21 PM
4,4'-DDE	U		11	µg/Kg-dry	1	12/11/2012 01:21 PM
4,4'-DDT	U		11	µg/Kg-dry	1	12/11/2012 01:21 PM
Aldrin	U		11	µg/Kg-dry	1	12/11/2012 01:21 PM
alpha-BHC	U		11	µg/Kg-dry	1	12/11/2012 01:21 PM
alpha-Chlordane	U		11	µg/Kg-dry	1	12/11/2012 01:21 PM
beta-BHC	U		11	µg/Kg-dry	1	12/11/2012 01:21 PM
Chlordane, Technical	U		26	µg/Kg-dry	1	12/11/2012 01:21 PM
delta-BHC	U		11	µg/Kg-dry	1	12/11/2012 01:21 PM
Dieldrin	U		530	µg/Kg-dry	50	12/11/2012 01:38 PM
Endosulfan I	U		530	µg/Kg-dry	50	12/11/2012 01:38 PM
Endosulfan II	U		530	µg/Kg-dry	50	12/11/2012 01:38 PM
Endosulfan sulfate	U		530	µg/Kg-dry	50	12/11/2012 01:38 PM
Endrin	U		530	µg/Kg-dry	50	12/11/2012 01:38 PM
Endrin aldehyde	U		530	µg/Kg-dry	50	12/11/2012 01:38 PM
Endrin ketone	U		530	µg/Kg-dry	50	12/11/2012 01:38 PM
gamma-BHC (Lindane)	U		11	µg/Kg-dry	1	12/11/2012 01:21 PM
gamma-Chlordane	U		11	µg/Kg-dry	1	12/11/2012 01:21 PM
Heptachlor	U		11	µg/Kg-dry	1	12/11/2012 01:21 PM
Heptachlor epoxide	U		530	µg/Kg-dry	50	12/11/2012 01:38 PM
Methoxychlor	U		530	µg/Kg-dry	50	12/11/2012 01:38 PM
Toxaphene	U		63	µg/Kg-dry	1	12/11/2012 01:21 PM
Surr: Decachlorobiphenyl	84.1		45-135	%REC	1	12/11/2012 01:21 PM
Surr: Tetrachloro-m-xylene	84.1		45-124	%REC	1	12/11/2012 01:21 PM
MERCURY BY CVAA						
			SW7471		Prep Date: 12/7/2012	Analyst: LR
Mercury	0.44		0.037	mg/Kg-dry	2	12/10/2012 01:46 PM
METALS BY ICP-MS						
			SW6020A		Prep Date: 12/7/2012	Analyst: CES

Note: See Qualifiers page for a list of qualifiers and their definitions.

2-11-2013

ALS Group USA, Corp

Date: 12-Dec-12

Client: Oneida Total Integrated Enterprises (OTIE)

Project: Dixon Road SA

Work Order: 1212105

Sample ID: DR-SUR-03

Lab ID: 1212105-03

Collection Date: 12/3/2012 03:04 PM

Matrix: SOIL

Analyses	Result	Qual	Report Limit	Units	Dilution Factor	Date Analyzed
Arsenic	21		2.0	mg/Kg-dry	5	12/8/2012 02:45 AM
Barium	650		2.0	mg/Kg-dry	5	12/8/2012 02:45 AM
Cadmium	26		0.80	mg/Kg-dry	5	12/8/2012 02:45 AM
Chromium	160		2.0	mg/Kg-dry	5	12/8/2012 02:45 AM
Lead	16,000		200	mg/Kg-dry	500	12/10/2012 03:47 PM
Selenium	1.4	J	2.0	mg/Kg-dry	5	12/8/2012 02:45 AM
Silver	3.7		2.0	mg/Kg-dry	5	12/8/2012 02:45 AM
CHROMIUM, HEXAVALENT			SW7196A		Prep Date: 12/6/2012	Analyst: JB
Chromium, Hexavalent	U		0.54	mg/Kg-dry	1	12/7/2012 04:15 PM
MOISTURE			A2540 G			Analyst: LR
Moisture	5.8		0.050	% of sample	1	12/6/2012 03:30 PM

Note: See Qualifiers page for a list of qualifiers and their definitions.

2-11-2013

ALS Group USA, Corp

Date: 12-Dec-12

Client: Oneida Total Integrated Enterprises (OTIE)

Project: Dixon Road SA

Work Order: 1212105

Sample ID: DR-SUR-04

Lab ID: 1212105-04

Collection Date: 12/3/2012 03:23 PM

Matrix: SOIL

Analyses	Result	Qual	Report Limit	Units	Dilution Factor	Date Analyzed
PCBS						
			SW8082		Prep Date: 12/6/2012	Analyst: JD
Aroclor 1016	U		48	µg/Kg-dry	1	12/10/2012 11:45 AM
Aroclor 1221	U		48	µg/Kg-dry	1	12/10/2012 11:45 AM
Aroclor 1232	U		48	µg/Kg-dry	1	12/10/2012 11:45 AM
Aroclor 1242	U		48	µg/Kg-dry	1	12/10/2012 11:45 AM
Aroclor 1248	1,600		48	µg/Kg-dry	1	12/10/2012 11:45 AM
Aroclor 1254	600		48	µg/Kg-dry	1	12/10/2012 11:45 AM
Aroclor 1260	U		48	µg/Kg-dry	1	12/10/2012 11:45 AM
Surr: Decachlorobiphenyl	113		40-140	%REC	1	12/10/2012 11:45 AM
Surr: Tetrachloro-m-xylene	104		45-124	%REC	1	12/10/2012 11:45 AM
PESTICIDES						
			SW8081		Prep Date: 12/6/2012	Analyst: JD
4,4'-DDD	U		12	µg/Kg-dry	1	12/11/2012 01:54 PM
4,4'-DDE	U		12	µg/Kg-dry	1	12/11/2012 01:54 PM
4,4'-DDT	U		12	µg/Kg-dry	1	12/11/2012 01:54 PM
Aldrin	U		12	µg/Kg-dry	1	12/11/2012 01:54 PM
alpha-BHC	U		12	µg/Kg-dry	1	12/11/2012 01:54 PM
alpha-Chlordane	U		12	µg/Kg-dry	1	12/11/2012 01:54 PM
beta-BHC	U		12	µg/Kg-dry	1	12/11/2012 01:54 PM
Chlordane, Technical	U		30	µg/Kg-dry	1	12/11/2012 01:54 PM
delta-BHC	U		12	µg/Kg-dry	1	12/11/2012 01:54 PM
Dieldrin	U		120	µg/Kg-dry	10	12/11/2012 02:11 PM
Endosulfan I	U		120	µg/Kg-dry	10	12/11/2012 02:11 PM
Endosulfan II	U		120	µg/Kg-dry	10	12/11/2012 02:11 PM
Endosulfan sulfate	U		120	µg/Kg-dry	10	12/11/2012 02:11 PM
Endrin	U		120	µg/Kg-dry	10	12/11/2012 02:11 PM
Endrin aldehyde	U		120	µg/Kg-dry	10	12/11/2012 02:11 PM
Endrin ketone	U		120	µg/Kg-dry	10	12/11/2012 02:11 PM
gamma-BHC (Lindane)	U		12	µg/Kg-dry	1	12/11/2012 01:54 PM
gamma-Chlordane	U		12	µg/Kg-dry	1	12/11/2012 01:54 PM
Heptachlor	U		12	µg/Kg-dry	1	12/11/2012 01:54 PM
Heptachlor epoxide	U		120	µg/Kg-dry	10	12/11/2012 02:11 PM
Methoxychlor	U		120	µg/Kg-dry	10	12/11/2012 02:11 PM
Toxaphene	U		72	µg/Kg-dry	1	12/11/2012 01:54 PM
Surr: Decachlorobiphenyl	89.1		45-135	%REC	1	12/11/2012 01:54 PM
Surr: Tetrachloro-m-xylene	97.1		45-124	%REC	1	12/11/2012 01:54 PM
MERCURY BY CVAA						
			SW7471		Prep Date: 12/7/2012	Analyst: LR
Mercury	0.047		0.023	mg/Kg-dry	1	12/10/2012 01:03 PM
METALS BY ICP-MS						
			SW6020A		Prep Date: 12/7/2012	Analyst: CES

Note: See Qualifiers page for a list of qualifiers and their definitions.

CR
2-11-2013

ALS Group USA, Corp

Date: 12-Dec-12

Client: Oneida Total Integrated Enterprises (OTIE)

Project: Dixon Road SA

Work Order: 1212105

Sample ID: DR-SUR-04

Lab ID: 1212105-04

Collection Date: 12/3/2012 03:23 PM

Matrix: SOIL

Analyses	Result	Qual	Report Limit	Units	Dilution Factor	Date Analyzed
Arsenic	23		2.1	mg/Kg-dry	5	12/8/2012 02:51 AM
Barium	1,400		21	mg/Kg-dry	50	12/10/2012 03:53 PM
Cadmium	37		0.85	mg/Kg-dry	5	12/8/2012 02:51 AM
Chromium	380		2.1	mg/Kg-dry	5	12/8/2012 02:51 AM
Lead	3,700		21	mg/Kg-dry	50	12/10/2012 03:53 PM
Selenium	1.2	J	2.1	mg/Kg-dry	5	12/8/2012 02:51 AM
Silver	7.8		2.1	mg/Kg-dry	5	12/8/2012 02:51 AM
CHROMIUM, HEXAVALENT			SW7196A		Prep Date: 12/6/2012	Analyst: JB
Chromium, Hexavalent	0.78		0.59	mg/Kg-dry	1	12/7/2012 04:15 PM
MOISTURE			A2540 G			Analyst: LR
Moisture	17		0.050	% of sample	1	12/6/2012 03:30 PM

Note: See Qualifiers page for a list of qualifiers and their definitions.

Ck2
2-11-2013

ALS Group USA, Corp

Date: 12-Dec-12

Client: Oneida Total Integrated Enterprises (OTIE)

Project: Dixon Road SA

Work Order: 1212105

Sample ID: DR-SUR-05

Lab ID: 1212105-05

Collection Date: 12/3/2012 03:30 PM

Matrix: SOIL

Analyses	Result	Qual	Report Limit	Units	Dilution Factor	Date Analyzed
PCBS						
			SW8082		Prep Date: 12/6/2012	Analyst: JD
Aroclor 1016	U		46	µg/Kg-dry	1	12/10/2012 12:05 PM
Aroclor 1221	U		46	µg/Kg-dry	1	12/10/2012 12:05 PM
Aroclor 1232	U		46	µg/Kg-dry	1	12/10/2012 12:05 PM
Aroclor 1242	U		46	µg/Kg-dry	1	12/10/2012 12:05 PM
Aroclor 1248	3,700		46	µg/Kg-dry	1	12/10/2012 12:05 PM
Aroclor 1254	1,500		46	µg/Kg-dry	1	12/10/2012 12:05 PM
Aroclor 1260	U		46	µg/Kg-dry	1	12/10/2012 12:05 PM
Surr: Decachlorobiphenyl	85.1		40-140	%REC	1	12/10/2012 12:05 PM
Surr: Tetrachloro-m-xylene	91.1		45-124	%REC	1	12/10/2012 12:05 PM
PESTICIDES						
			SW8081		Prep Date: 12/6/2012	Analyst: JD
4,4'-DDD	U		12	µg/Kg-dry	1	12/11/2012 02:28 PM
4,4'-DDE	U		12	µg/Kg-dry	1	12/11/2012 02:28 PM
4,4'-DDT	U		12	µg/Kg-dry	1	12/11/2012 02:28 PM
Aldrin	U		12	µg/Kg-dry	1	12/11/2012 02:28 PM
alpha-BHC	U		12	µg/Kg-dry	1	12/11/2012 02:28 PM
alpha-Chlordane	U		12	µg/Kg-dry	1	12/11/2012 02:28 PM
beta-BHC	U		12	µg/Kg-dry	1	12/11/2012 02:28 PM
Chlordane, Technical	U		29	µg/Kg-dry	1	12/11/2012 02:28 PM
delta-BHC	U		12	µg/Kg-dry	1	12/11/2012 02:28 PM
Dieldrin	U		120	µg/Kg-dry	10	12/11/2012 02:45 PM
Endosulfan I	U		120	µg/Kg-dry	10	12/11/2012 02:45 PM
Endosulfan II	U		120	µg/Kg-dry	10	12/11/2012 02:45 PM
Endosulfan sulfate	U		120	µg/Kg-dry	10	12/11/2012 02:45 PM
Endrin	U		120	µg/Kg-dry	10	12/11/2012 02:45 PM
Endrin aldehyde	U		120	µg/Kg-dry	10	12/11/2012 02:45 PM
Endrin ketone	U		120	µg/Kg-dry	10	12/11/2012 02:45 PM
gamma-BHC (Lindane)	U		12	µg/Kg-dry	1	12/11/2012 02:28 PM
gamma-Chlordane	U		12	µg/Kg-dry	1	12/11/2012 02:28 PM
Heptachlor	U		12	µg/Kg-dry	1	12/11/2012 02:28 PM
Heptachlor epoxide	U		120	µg/Kg-dry	10	12/11/2012 02:45 PM
Methoxychlor	U		120	µg/Kg-dry	10	12/11/2012 02:45 PM
Toxaphene	U		69	µg/Kg-dry	1	12/11/2012 02:28 PM
Surr: Decachlorobiphenyl	71.1		45-135	%REC	1	12/11/2012 02:28 PM
Surr: Tetrachloro-m-xylene	89.1		45-124	%REC	1	12/11/2012 02:28 PM
MERCURY BY CVAA						
			SW7471		Prep Date: 12/7/2012	Analyst: LR
Mercury	0.087		0.021	mg/Kg-dry	1	12/10/2012 01:05 PM
METALS BY ICP-MS						
			SW6020A		Prep Date: 12/7/2012	Analyst: CES

Note: See Qualifiers page for a list of qualifiers and their definitions.

2-11-2013 CKA

ALS Group USA, Corp

Date: 12-Dec-12

Client: Oneida Total Integrated Enterprises (OTIE)

Project: Dixon Road SA

Work Order: 1212105

Sample ID: DR-SUR-05

Lab ID: 1212105-05

Collection Date: 12/3/2012 03:30 PM

Matrix: SOIL

Analyses	Result	Qual	Report Limit	Units	Dilution Factor	Date Analyzed
Arsenic	23		2.3	mg/Kg-dry	5	12/8/2012 02:56 AM
Barium	1,500		23	mg/Kg-dry	50	12/10/2012 03:59 PM
Cadmium	39		0.93	mg/Kg-dry	5	12/8/2012 02:56 AM
Chromium	450		2.3	mg/Kg-dry	5	12/8/2012 02:56 AM
Lead	3,500		23	mg/Kg-dry	50	12/10/2012 03:59 PM
Selenium	1.4	J	2.3	mg/Kg-dry	5	12/8/2012 02:56 AM
Silver	13		2.3	mg/Kg-dry	5	12/8/2012 02:56 AM
CHROMIUM, HEXAVALENT			SW7196A		Prep Date: 12/6/2012	Analyst: JB
Chromium, Hexavalent	4.0		0.58	mg/Kg-dry	1	12/7/2012 04:15 PM
MOISTURE			A2540 G			Analyst: LR
Moisture	16		0.050	% of sample	1	12/6/2012 03:30 PM

Note: See Qualifiers page for a list of qualifiers and their definitions.

CKJ
2-11-2013

ALS Group USA, Corp

Date: 12-Dec-12

Client: Oneida Total Integrated Enterprises (OTIE)

Project: Dixon Road SA

Work Order: 1212105

Sample ID: DR-SUR-06

Lab ID: 1212105-06

Collection Date: 12/3/2012 03:38 PM

Matrix: SOIL

Analyses	Result	Qual	Report Limit	Units	Dilution Factor	Date Analyzed
PCBS						
			SW8082		Prep Date: 12/6/2012	Analyst: JD
Aroclor 1016	U		47	µg/Kg-dry	1	12/10/2012 12:25 PM
Aroclor 1221	U		47	µg/Kg-dry	1	12/10/2012 12:25 PM
Aroclor 1232	U		47	µg/Kg-dry	1	12/10/2012 12:25 PM
Aroclor 1242	U		47	µg/Kg-dry	1	12/10/2012 12:25 PM
Aroclor 1248	5,700		93	µg/Kg-dry	2	12/11/2012 01:33 PM
Aroclor 1254	2,500		47	µg/Kg-dry	1	12/10/2012 12:25 PM
Aroclor 1260	U		47	µg/Kg-dry	1	12/10/2012 12:25 PM
Surr: Decachlorobiphenyl	71.1		40-140	%REC	1	12/10/2012 12:25 PM
Surr: Tetrachloro-m-xylene	93.1		45-124	%REC	1	12/10/2012 12:25 PM
PESTICIDES						
			SW8081		Prep Date: 12/6/2012	Analyst: JD
4,4'-DDD	U		12	µg/Kg-dry	1	12/11/2012 03:01 PM
4,4'-DDE	U		12	µg/Kg-dry	1	12/11/2012 03:01 PM
4,4'-DDT	U		12	µg/Kg-dry	1	12/11/2012 03:01 PM
Aldrin	U		12	µg/Kg-dry	1	12/11/2012 03:01 PM
alpha-BHC	U		12	µg/Kg-dry	1	12/11/2012 03:01 PM
alpha-Chlordane	U		12	µg/Kg-dry	1	12/11/2012 03:01 PM
beta-BHC	U		12	µg/Kg-dry	1	12/11/2012 03:01 PM
Chlordane, Technical	U		29	µg/Kg-dry	1	12/11/2012 03:01 PM
delta-BHC	U		12	µg/Kg-dry	1	12/11/2012 03:01 PM
Dieldrin	U		580	µg/Kg-dry	50	12/11/2012 03:18 PM
Endosulfan I	U		580	µg/Kg-dry	50	12/11/2012 03:18 PM
Endosulfan II	U		580	µg/Kg-dry	50	12/11/2012 03:18 PM
Endosulfan sulfate	U		580	µg/Kg-dry	50	12/11/2012 03:18 PM
Endrin	U		580	µg/Kg-dry	50	12/11/2012 03:18 PM
Endrin aldehyde	U		580	µg/Kg-dry	50	12/11/2012 03:18 PM
Endrin ketone	U		580	µg/Kg-dry	50	12/11/2012 03:18 PM
gamma-BHC (Lindane)	U		12	µg/Kg-dry	1	12/11/2012 03:01 PM
gamma-Chlordane	U		12	µg/Kg-dry	1	12/11/2012 03:01 PM
Heptachlor	U		12	µg/Kg-dry	1	12/11/2012 03:01 PM
Heptachlor epoxide	U		580	µg/Kg-dry	50	12/11/2012 03:18 PM
Methoxychlor	U		580	µg/Kg-dry	50	12/11/2012 03:18 PM
Toxaphene	U		70	µg/Kg-dry	1	12/11/2012 03:01 PM
Surr: Decachlorobiphenyl	78.1		45-135	%REC	1	12/11/2012 03:01 PM
Surr: Tetrachloro-m-xylene	88.1		45-124	%REC	1	12/11/2012 03:01 PM
MERCURY BY CVAA						
			SW7471		Prep Date: 12/7/2012	Analyst: LR
Mercury	0.42		0.040	mg/Kg-dry	2	12/10/2012 01:49 PM
METALS BY ICP-MS						
			SW6020A		Prep Date: 12/7/2012	Analyst: CES

Note: See Qualifiers page for a list of qualifiers and their definitions.

CVE
2-11-2013

ALS Group USA, Corp

Date: 12-Dec-12

Client: Oneida Total Integrated Enterprises (OTIE)

Project: Dixon Road SA

Work Order: 1212105

Sample ID: DR-SUR-06

Lab ID: 1212105-06

Collection Date: 12/3/2012 03:38 PM

Matrix: SOIL

Analyses	Result	Qual	Report Limit	Units	Dilution Factor	Date Analyzed
Arsenic	19		2.3	mg/Kg-dry	5	12/8/2012 03:02 AM
Barium	470		2.3	mg/Kg-dry	5	12/8/2012 03:02 AM
Cadmium	36		0.91	mg/Kg-dry	5	12/8/2012 03:02 AM
Chromium	210		2.3	mg/Kg-dry	5	12/8/2012 03:02 AM
Lead	3,600		23	mg/Kg-dry	50	12/10/2012 04:05 PM
Selenium	1.3	J	2.3	mg/Kg-dry	5	12/8/2012 03:02 AM
Silver	7.7		2.3	mg/Kg-dry	5	12/8/2012 03:02 AM
CHROMIUM, HEXAVALENT			SW7196A		Prep Date: 12/6/2012	Analyst: JB
Chromium, Hexavalent	U		0.62	mg/Kg-dry	1	12/7/2012 04:15 PM
MOISTURE			A2540 G			Analyst: LR
Moisture	19		0.050	% of sample	1	12/6/2012 03:30 PM

Note: See Qualifiers page for a list of qualifiers and their definitions.

2-11-2013 CKA

ALS Group USA, Corp

Date: 12-Dec-12

Client: Oneida Total Integrated Enterprises (OTIE)

Project: Dixon Road SA

Work Order: 1212105

Sample ID: DR-SUR-07

Lab ID: 1212105-07

Collection Date: 12/3/2012 03:50 PM

Matrix: SOIL

Analyses	Result	Qual	Report Limit	Units	Dilution Factor	Date Analyzed
PCBS						
			SW8082		Prep Date: 12/6/2012	Analyst: JD
Aroclor 1016	U		44	µg/Kg-dry	1	12/10/2012 12:45 PM
Aroclor 1221	U		44	µg/Kg-dry	1	12/10/2012 12:45 PM
Aroclor 1232	U		44	µg/Kg-dry	1	12/10/2012 12:45 PM
Aroclor 1242	U		44	µg/Kg-dry	1	12/10/2012 12:45 PM
Aroclor 1248	220		44	µg/Kg-dry	1	12/10/2012 12:45 PM
Aroclor 1254	99		44	µg/Kg-dry	1	12/10/2012 12:45 PM
Aroclor 1260	U		44	µg/Kg-dry	1	12/10/2012 12:45 PM
Surr: Decachlorobiphenyl	127		40-140	%REC	1	12/10/2012 12:45 PM
Surr: Tetrachloro-m-xylene	89.1		45-124	%REC	1	12/10/2012 12:45 PM
PESTICIDES						
			SW8081		Prep Date: 12/6/2012	Analyst: JD
4,4'-DDD	U		11	µg/Kg-dry	1	12/11/2012 03:34 PM
4,4'-DDE	U		11	µg/Kg-dry	1	12/11/2012 03:34 PM
4,4'-DDT	U		11	µg/Kg-dry	1	12/11/2012 03:34 PM
Aldrin	U		11	µg/Kg-dry	1	12/11/2012 03:34 PM
alpha-BHC	U		11	µg/Kg-dry	1	12/11/2012 03:34 PM
alpha-Chlordane	U		11	µg/Kg-dry	1	12/11/2012 03:34 PM
beta-BHC	U		11	µg/Kg-dry	1	12/11/2012 03:34 PM
Chlordane, Technical	U		28	µg/Kg-dry	1	12/11/2012 03:34 PM
delta-BHC	U		11	µg/Kg-dry	1	12/11/2012 03:34 PM
Dieldrin	U		220	µg/Kg-dry	20	12/11/2012 03:51 PM
Endosulfan I	U		220	µg/Kg-dry	20	12/11/2012 03:51 PM
Endosulfan II	U		220	µg/Kg-dry	20	12/11/2012 03:51 PM
Endosulfan sulfate	U		220	µg/Kg-dry	20	12/11/2012 03:51 PM
Endrin	U		220	µg/Kg-dry	20	12/11/2012 03:51 PM
Endrin aldehyde	U		220	µg/Kg-dry	20	12/11/2012 03:51 PM
Endrin ketone	U		220	µg/Kg-dry	20	12/11/2012 03:51 PM
gamma-BHC (Lindane)	U		11	µg/Kg-dry	1	12/11/2012 03:34 PM
gamma-Chlordane	U		11	µg/Kg-dry	1	12/11/2012 03:34 PM
Heptachlor	U		11	µg/Kg-dry	1	12/11/2012 03:34 PM
Heptachlor epoxide	U		220	µg/Kg-dry	20	12/11/2012 03:51 PM
Methoxychlor	U		220	µg/Kg-dry	20	12/11/2012 03:51 PM
Toxaphene	U		66	µg/Kg-dry	1	12/11/2012 03:34 PM
Surr: Decachlorobiphenyl	122		45-135	%REC	1	12/11/2012 03:34 PM
Surr: Tetrachloro-m-xylene	85.1		45-124	%REC	1	12/11/2012 03:34 PM
MERCURY BY CVAA						
			SW7471		Prep Date: 12/7/2012	Analyst: LR
Mercury	13		0.85	mg/Kg-dry	50	12/10/2012 01:51 PM
METALS BY ICP-MS						
			SW6020A		Prep Date: 12/7/2012	Analyst: CES

Note: See Qualifiers page for a list of qualifiers and their definitions.

2-11-2013

ALS Group USA, Corp**Date:** 12-Dec-12**Client:** Oneida Total Integrated Enterprises (OTIE)**Project:** Dixon Road SA**Work Order:** 1212105**Sample ID:** DR-SUR-07**Lab ID:** 1212105-07**Collection Date:** 12/3/2012 03:50 PM**Matrix:** SOIL

Analyses	Result	Qual	Report Limit	Units	Dilution Factor	Date Analyzed
Arsenic	1.1	J	2.1	mg/Kg-dry	5	12/8/2012 03:08 AM
Barium	16,000		210	mg/Kg-dry	500	12/10/2012 04:29 PM
Cadmium	1.7		0.85	mg/Kg-dry	5	12/8/2012 03:08 AM
Chromium	5,500		210	mg/Kg-dry	500	12/10/2012 04:29 PM
Lead	32,000		210	mg/Kg-dry	500	12/10/2012 04:29 PM
Selenium	0.33	J	2.1	mg/Kg-dry	5	12/8/2012 03:08 AM
Silver	0.40	J	2.1	mg/Kg-dry	5	12/8/2012 03:08 AM
CHROMIUM, HEXAVALENT			SW7196A		Prep Date: 12/6/2012	Analyst: JB
Chromium, Hexavalent	1,100		56	mg/Kg-dry	100	12/7/2012 04:15 PM
MOISTURE			A2540 G			Analyst: LR
Moisture	12		0.050	% of sample	1	12/6/2012 03:30 PM

Note: See Qualifiers page for a list of qualifiers and their definitions.CKA
2-11-2013

ALS Group USA, Corp

Date: 12-Dec-12

Client: Oneida Total Integrated Enterprises (OTIE)

Project: Dixon Road SA

Work Order: 1212105

Sample ID: DR-SUR-08

Lab ID: 1212105-08

Collection Date: 12/3/2012 04:00 PM

Matrix: SOIL

Analyses	Result	Qual	Report Limit	Units	Dilution Factor	Date Analyzed
PCBS						
			SW8082		Prep Date: 12/6/2012	Analyst: JD
Aroclor 1016	U		49	µg/Kg-dry	1	12/10/2012 01:05 PM
Aroclor 1221	U		49	µg/Kg-dry	1	12/10/2012 01:05 PM
Aroclor 1232	U		49	µg/Kg-dry	1	12/10/2012 01:05 PM
Aroclor 1242	U		49	µg/Kg-dry	1	12/10/2012 01:05 PM
Aroclor 1248	19,000		490	µg/Kg-dry	10	12/11/2012 01:52 PM
Aroclor 1254	16,000		490	µg/Kg-dry	10	12/11/2012 01:52 PM
Aroclor 1260	U		49	µg/Kg-dry	1	12/10/2012 01:05 PM
Surr: Decachlorobiphenyl	106		40-140	%REC	1	12/10/2012 01:05 PM
Surr: Tetrachloro-m-xylene	89.1		45-124	%REC	1	12/10/2012 01:05 PM
PESTICIDES						
			SW8081		Prep Date: 12/6/2012	Analyst: JD
4,4'-DDD	U		12	µg/Kg-dry	1	12/11/2012 04:08 PM
4,4'-DDE	U		12	µg/Kg-dry	1	12/11/2012 04:08 PM
4,4'-DDT	U		12	µg/Kg-dry	1	12/11/2012 04:08 PM
Aldrin	U		12	µg/Kg-dry	1	12/11/2012 04:08 PM
alpha-BHC	U		12	µg/Kg-dry	1	12/11/2012 04:08 PM
alpha-Chlordane	U		12	µg/Kg-dry	1	12/11/2012 04:08 PM
beta-BHC	U		12	µg/Kg-dry	1	12/11/2012 04:08 PM
Chlordane, Technical	U		30	µg/Kg-dry	1	12/11/2012 04:08 PM
delta-BHC	U		12	µg/Kg-dry	1	12/11/2012 04:08 PM
Dieldrin	U		610	µg/Kg-dry	50	12/11/2012 04:25 PM
Endosulfan I	U		610	µg/Kg-dry	50	12/11/2012 04:25 PM
Endosulfan II	U		610	µg/Kg-dry	50	12/11/2012 04:25 PM
Endosulfan sulfate	U		610	µg/Kg-dry	50	12/11/2012 04:25 PM
Endrin	U		610	µg/Kg-dry	50	12/11/2012 04:25 PM
Endrin aldehyde	U		610	µg/Kg-dry	50	12/11/2012 04:25 PM
Endrin ketone	U		610	µg/Kg-dry	50	12/11/2012 04:25 PM
gamma-BHC (Lindane)	U		12	µg/Kg-dry	1	12/11/2012 04:08 PM
gamma-Chlordane	U		12	µg/Kg-dry	1	12/11/2012 04:08 PM
Heptachlor	U		12	µg/Kg-dry	1	12/11/2012 04:08 PM
Heptachlor epoxide	U		610	µg/Kg-dry	50	12/11/2012 04:25 PM
Methoxychlor	U		610	µg/Kg-dry	50	12/11/2012 04:25 PM
Toxaphene	U		73	µg/Kg-dry	1	12/11/2012 04:08 PM
Surr: Decachlorobiphenyl	81.1		45-135	%REC	1	12/11/2012 04:08 PM
Surr: Tetrachloro-m-xylene	80.1		45-124	%REC	1	12/11/2012 04:08 PM
MERCURY BY CVAA						
			SW7471		Prep Date: 12/10/2012	Analyst: LR
Mercury	0.74		0.11	mg/Kg-dry	5	12/10/2012 05:09 PM
METALS BY ICP-MS						
			SW6020A		Prep Date: 12/7/2012	Analyst: CES

Note: See Qualifiers page for a list of qualifiers and their definitions.

CKA
2-11-2013

ALS Group USA, Corp

Date: 12-Dec-12

Client: Oneida Total Integrated Enterprises (OTIE)

Project: Dixon Road SA

Work Order: 1212105

Sample ID: DR-SUR-08

Lab ID: 1212105-08

Collection Date: 12/3/2012 04:00 PM

Matrix: SOIL

Analyses	Result	Qual	Report Limit	Units	Dilution Factor	Date Analyzed
Arsenic	15		2.6	mg/Kg-dry	5	12/8/2012 03:13 AM
Barium	480		2.6	mg/Kg-dry	5	12/8/2012 03:13 AM
Cadmium	260		1.0	mg/Kg-dry	5	12/8/2012 03:13 AM
Chromium	370		2.6	mg/Kg-dry	5	12/8/2012 03:13 AM
Lead	10,000		260	mg/Kg-dry	500	12/10/2012 04:35 PM
Selenium	0.90	J	2.6	mg/Kg-dry	5	12/8/2012 03:13 AM
Silver	20		2.6	mg/Kg-dry	5	12/8/2012 03:13 AM
CHROMIUM, HEXAVALENT			SW7196A		Prep Date: 12/6/2012	Analyst: JB
Chromium, Hexavalent	U		0.62	mg/Kg-dry	1	12/7/2012 04:15 PM
MOISTURE			A2540 G			Analyst: LR
Moisture	21		0.050	% of sample	1	12/6/2012 03:30 PM

Note: See Qualifiers page for a list of qualifiers and their definitions.

CK
2-11-2013

ALS Group USA, Corp

Date: 12-Dec-12

Client: Oneida Total Integrated Enterprises (OTIE)

Project: Dixon Road SA

Work Order: 1212105

Sample ID: DR-SUR-09

Lab ID: 1212105-09

Collection Date: 12/3/2012 02:43 PM

Matrix: SOIL

Analyses	Result	Qual	Report Limit	Units	Dilution Factor	Date Analyzed
PCBS						
			SW8082		Prep Date: 12/6/2012	Analyst: JD
Aroclor 1016	U		50	µg/Kg-dry	1	12/10/2012 01:25 PM
Aroclor 1221	U		50	µg/Kg-dry	1	12/10/2012 01:25 PM
Aroclor 1232	U		50	µg/Kg-dry	1	12/10/2012 01:25 PM
Aroclor 1242	U		50	µg/Kg-dry	1	12/10/2012 01:25 PM
Aroclor 1248	9,700		250	µg/Kg-dry	5	12/11/2012 02:11 PM
Aroclor 1254	15,000		250	µg/Kg-dry	5	12/11/2012 02:11 PM
Aroclor 1260	U		50	µg/Kg-dry	1	12/10/2012 01:25 PM
Surr: Decachlorobiphenyl	119		40-140	%REC	1	12/10/2012 01:25 PM
Surr: Tetrachloro-m-xylene	87.1		45-124	%REC	1	12/10/2012 01:25 PM
PESTICIDES						
			SW8081		Prep Date: 12/6/2012	Analyst: JD
4,4'-DDD	U		12	µg/Kg-dry	1	12/11/2012 05:31 PM
4,4'-DDE	U		12	µg/Kg-dry	1	12/11/2012 05:31 PM
4,4'-DDT	U		12	µg/Kg-dry	1	12/11/2012 05:31 PM
Aldrin	U		12	µg/Kg-dry	1	12/11/2012 05:31 PM
alpha-BHC	U		12	µg/Kg-dry	1	12/11/2012 05:31 PM
alpha-Chlordane	U		12	µg/Kg-dry	1	12/11/2012 05:31 PM
beta-BHC	U		12	µg/Kg-dry	1	12/11/2012 05:31 PM
Chlordane, Technical	U		31	µg/Kg-dry	1	12/11/2012 05:31 PM
delta-BHC	U		12	µg/Kg-dry	1	12/11/2012 05:31 PM
Dieldrin	U		620	µg/Kg-dry	50	12/11/2012 05:48 PM
Endosulfan I	U		620	µg/Kg-dry	50	12/11/2012 05:48 PM
Endosulfan II	U		620	µg/Kg-dry	50	12/11/2012 05:48 PM
Endosulfan sulfate	U		620	µg/Kg-dry	50	12/11/2012 05:48 PM
Endrin	U		620	µg/Kg-dry	50	12/11/2012 05:48 PM
Endrin aldehyde	U		620	µg/Kg-dry	50	12/11/2012 05:48 PM
Endrin ketone	U		620	µg/Kg-dry	50	12/11/2012 05:48 PM
gamma-BHC (Lindane)	U		12	µg/Kg-dry	1	12/11/2012 05:31 PM
gamma-Chlordane	U		12	µg/Kg-dry	1	12/11/2012 05:31 PM
Heptachlor	U		12	µg/Kg-dry	1	12/11/2012 05:31 PM
Heptachlor epoxide	U		620	µg/Kg-dry	50	12/11/2012 05:48 PM
Methoxychlor	U		620	µg/Kg-dry	50	12/11/2012 05:48 PM
Toxaphene	U		75	µg/Kg-dry	1	12/11/2012 05:31 PM
Surr: Decachlorobiphenyl	94.1		45-135	%REC	1	12/11/2012 05:31 PM
Surr: Tetrachloro-m-xylene	80.1		45-124	%REC	1	12/11/2012 05:31 PM
MERCURY BY CVAA						
			SW7471		Prep Date: 12/10/2012	Analyst: LR
Mercury	0.87		0.10	mg/Kg-dry	5	12/10/2012 05:11 PM
METALS BY ICP-MS						
			SW6020A		Prep Date: 12/7/2012	Analyst: CES

Note: See Qualifiers page for a list of qualifiers and their definitions.

 CR
2-11-2013

ALS Group USA, Corp

Date: 12-Dec-12

Client: Oneida Total Integrated Enterprises (OTIE)

Project: Dixon Road SA

Work Order: 1212105

Sample ID: DR-SUR-09

Lab ID: 1212105-09

Collection Date: 12/3/2012 02:43 PM

Matrix: SOIL

Analyses	Result	Qual	Report Limit	Units	Dilution Factor	Date Analyzed
Arsenic	21		2.0	mg/Kg-dry	5	12/8/2012 03:19 AM
Barium	730		20	mg/Kg-dry	50	12/10/2012 04:41 PM
Cadmium	96		0.80	mg/Kg-dry	5	12/8/2012 03:19 AM
Chromium	140		2.0	mg/Kg-dry	5	12/8/2012 03:19 AM
Lead	3,000	J	20	mg/Kg-dry	50	12/10/2012 04:41 PM
Selenium	1.9	J	2.0	mg/Kg-dry	5	12/8/2012 03:19 AM
Silver	9.6		2.0	mg/Kg-dry	5	12/8/2012 03:19 AM
CHROMIUM, HEXAVALENT			SW7196A		Prep Date: 12/6/2012	Analyst: JB
Chromium, Hexavalent	5.6	J	0.65	mg/Kg-dry	1	12/7/2012 04:15 PM
MOISTURE			A2540 G			Analyst: LR
Moisture	22		0.050	% of sample	1	12/6/2012 03:30 PM

Note: See Qualifiers page for a list of qualifiers and their definitions.

CKA
2-11-2013

ALS Group USA, Corp

Date: 12-Dec-12

Client: Oneida Total Integrated Enterprises (OTIE)

Project: Dixon Road SA

Work Order: 1212105

Sample ID: Dixon Road SA D3 1-4'

Lab ID: 1212105-10

Collection Date: 12/3/2012 02:20 PM

Matrix: SOIL

Analyses	Result	Qual	Report Limit	Units	Dilution Factor	Date Analyzed
PCBS						
			SW8082		Prep Date: 12/6/2012	Analyst: JD
Aroclor 1016	U		53	µg/Kg-dry	1	12/10/2012 02:05 PM
Aroclor 1221	U		53	µg/Kg-dry	1	12/10/2012 02:05 PM
Aroclor 1232	U		53	µg/Kg-dry	1	12/10/2012 02:05 PM
Aroclor 1242	U		53	µg/Kg-dry	1	12/10/2012 02:05 PM
Aroclor 1248	2,800		53	µg/Kg-dry	1	12/10/2012 02:05 PM
Aroclor 1254	1,200		53	µg/Kg-dry	1	12/10/2012 02:05 PM
Aroclor 1260	U		53	µg/Kg-dry	1	12/10/2012 02:05 PM
Surr: Decachlorobiphenyl	104		40-140	%REC	1	12/10/2012 02:05 PM
Surr: Tetrachloro-m-xylene	88.1		45-124	%REC	1	12/10/2012 02:05 PM
PESTICIDES						
			SW8081		Prep Date: 12/6/2012	Analyst: JD
4,4'-DDD	U		13	µg/Kg-dry	1	12/11/2012 06:05 PM
4,4'-DDE	U		13	µg/Kg-dry	1	12/11/2012 06:05 PM
4,4'-DDT	U		13	µg/Kg-dry	1	12/11/2012 06:05 PM
Aldrin	U		13	µg/Kg-dry	1	12/11/2012 06:05 PM
alpha-BHC	U		13	µg/Kg-dry	1	12/11/2012 06:05 PM
alpha-Chlordane	U		13	µg/Kg-dry	1	12/11/2012 06:05 PM
beta-BHC	U		13	µg/Kg-dry	1	12/11/2012 06:05 PM
Chlordane, Technical	U		33	µg/Kg-dry	1	12/11/2012 06:05 PM
delta-BHC	U		13	µg/Kg-dry	1	12/11/2012 06:05 PM
Dieldrin	U		660	µg/Kg-dry	50	12/11/2012 06:21 PM
Endosulfan I	U		660	µg/Kg-dry	50	12/11/2012 06:21 PM
Endosulfan II	U		660	µg/Kg-dry	50	12/11/2012 06:21 PM
Endosulfan sulfate	U		660	µg/Kg-dry	50	12/11/2012 06:21 PM
Endrin	U		660	µg/Kg-dry	50	12/11/2012 06:21 PM
Endrin aldehyde	U		660	µg/Kg-dry	50	12/11/2012 06:21 PM
Endrin ketone	U		660	µg/Kg-dry	50	12/11/2012 06:21 PM
gamma-BHC (Lindane)	U		13	µg/Kg-dry	1	12/11/2012 06:05 PM
gamma-Chlordane	U		13	µg/Kg-dry	1	12/11/2012 06:05 PM
Heptachlor	U		13	µg/Kg-dry	1	12/11/2012 06:05 PM
Heptachlor epoxide	U		660	µg/Kg-dry	50	12/11/2012 06:21 PM
Methoxychlor	U		660	µg/Kg-dry	50	12/11/2012 06:21 PM
Toxaphene	U		80	µg/Kg-dry	1	12/11/2012 06:05 PM
Surr: Decachlorobiphenyl	84.1		45-135	%REC	1	12/11/2012 06:05 PM
Surr: Tetrachloro-m-xylene	81.1		45-124	%REC	1	12/11/2012 06:05 PM
MERCURY BY CVAA						
			SW7471		Prep Date: 12/10/2012	Analyst: LR
Mercury	0.41		0.025	mg/Kg-dry	1	12/10/2012 04:06 PM
METALS BY ICP-MS						
			SW6020A		Prep Date: 12/7/2012	Analyst: CES

Note: See Qualifiers page for a list of qualifiers and their definitions.

CKA
2-11-2013

ALS Group USA, Corp

Date: 12-Dec-12

Client: Oneida Total Integrated Enterprises (OTIE)**Project:** Dixon Road SA**Work Order:** 1212105**Sample ID:** Dixon Road SA D3 1-4'**Lab ID:** 1212105-10**Collection Date:** 12/3/2012 02:20 PM**Matrix:** SOIL

Analyses	Result	Qual	Report Limit	Units	Dilution Factor	Date Analyzed
Arsenic	21		2.6	mg/Kg-dry	5	12/8/2012 03:25 AM
Barium	700		2.6	mg/Kg-dry	5	12/8/2012 03:25 AM
Cadmium	46		1.0	mg/Kg-dry	5	12/8/2012 03:25 AM
Chromium	150		2.6	mg/Kg-dry	5	12/8/2012 03:25 AM
Lead	2,500		26	mg/Kg-dry	50	12/10/2012 04:47 PM
Selenium	1.3	J	2.6	mg/Kg-dry	5	12/8/2012 03:25 AM
Silver	5.9		2.6	mg/Kg-dry	5	12/8/2012 03:25 AM
CHROMIUM, HEXAVALENT			SW7196A		Prep Date: 12/6/2012	Analyst: JB
Chromium, Hexavalent	U		0.70	mg/Kg-dry	1	12/10/2012 11:30 AM
MOISTURE			A2540 G			Analyst: LR
Moisture	28		0.050	% of sample	1	12/6/2012 03:30 PM

Note: See Qualifiers page for a list of qualifiers and their definitions.2-11-2013
CIA

ALS Group USA, Corp

Date: 12-Dec-12

Client: Oneida Total Integrated Enterprises (OTIE)

Project: Dixon Road SA

Work Order: 1212105

Sample ID: Dixon Road SA D3 4-8'

Lab ID: 1212105-11

Collection Date: 12/3/2012 02:30 PM

Matrix: SOIL

Analyses	Result	Qual	Report Limit	Units	Dilution Factor	Date Analyzed
PCBS						
			SW8082		Prep Date: 12/6/2012	Analyst: JD
Aroclor 1016	U		50	µg/Kg-dry	1	12/10/2012 02:25 PM
Aroclor 1221	U		50	µg/Kg-dry	1	12/10/2012 02:25 PM
Aroclor 1232	U		50	µg/Kg-dry	1	12/10/2012 02:25 PM
Aroclor 1242	U		50	µg/Kg-dry	1	12/10/2012 02:25 PM
Aroclor 1248	93,000		5,000	µg/Kg-dry	100	12/11/2012 02:30 PM
Aroclor 1254	28,000		5,000	µg/Kg-dry	100	12/11/2012 02:30 PM
Aroclor 1260	U		50	µg/Kg-dry	1	12/10/2012 02:25 PM
Surr: Decachlorobiphenyl	86.1		40-140	%REC	1	12/10/2012 02:25 PM
Surr: Tetrachloro-m-xylene	99.1		45-124	%REC	1	12/10/2012 02:25 PM
PESTICIDES						
			SW8081		Prep Date: 12/6/2012	Analyst: JD
4,4'-DDD	U		12	µg/Kg-dry	1	12/11/2012 06:38 PM
4,4'-DDE	U		12	µg/Kg-dry	1	12/11/2012 06:38 PM
4,4'-DDT	U		12	µg/Kg-dry	1	12/11/2012 06:38 PM
Aldrin	U		12	µg/Kg-dry	1	12/11/2012 06:38 PM
alpha-BHC	U		12	µg/Kg-dry	1	12/11/2012 06:38 PM
alpha-Chlordane	U		12	µg/Kg-dry	1	12/11/2012 06:38 PM
beta-BHC	U		12	µg/Kg-dry	1	12/11/2012 06:38 PM
Chlordane, Technical	U		31	µg/Kg-dry	1	12/11/2012 06:38 PM
delta-BHC	U		12	µg/Kg-dry	1	12/11/2012 06:38 PM
Dieldrin	U		250	µg/Kg-dry	20	12/11/2012 06:55 PM
Endosulfan I	U		250	µg/Kg-dry	20	12/11/2012 06:55 PM
Endosulfan II	U		250	µg/Kg-dry	20	12/11/2012 06:55 PM
Endosulfan sulfate	U		250	µg/Kg-dry	20	12/11/2012 06:55 PM
Endrin	U		250	µg/Kg-dry	20	12/11/2012 06:55 PM
Endrin aldehyde	U		250	µg/Kg-dry	20	12/11/2012 06:55 PM
Endrin ketone	U		250	µg/Kg-dry	20	12/11/2012 06:55 PM
gamma-BHC (Lindane)	U		12	µg/Kg-dry	1	12/11/2012 06:38 PM
gamma-Chlordane	U		12	µg/Kg-dry	1	12/11/2012 06:38 PM
Heptachlor	U		12	µg/Kg-dry	1	12/11/2012 06:38 PM
Heptachlor epoxide	U		250	µg/Kg-dry	20	12/11/2012 06:55 PM
Methoxychlor	U		250	µg/Kg-dry	20	12/11/2012 06:55 PM
Toxaphene	U		74	µg/Kg-dry	1	12/11/2012 06:38 PM
Surr: Decachlorobiphenyl	75.1		45-135	%REC	1	12/11/2012 06:38 PM
Surr: Tetrachloro-m-xylene	96.1		45-124	%REC	1	12/11/2012 06:38 PM
MERCURY BY CVAA						
			SW7471		Prep Date: 12/10/2012	Analyst: LR
Mercury	1.6		0.21	mg/Kg-dry	10	12/10/2012 05:13 PM
METALS BY ICP-MS						
			SW6020A		Prep Date: 12/7/2012	Analyst: CES

Note: See Qualifiers page for a list of qualifiers and their definitions.

OK
2-11-2013

ALS Group USA, Corp

Date: 12-Dec-12

Client: Oneida Total Integrated Enterprises (OTIE)

Project: Dixon Road SA

Work Order: 1212105

Sample ID: Dixon Road SA D3 4-8'

Lab ID: 1212105-11

Collection Date: 12/3/2012 02:30 PM

Matrix: SOIL

Analyses	Result	Qual	Report Limit	Units	Dilution Factor	Date Analyzed
Arsenic	17		2.0	mg/Kg-dry	5	12/8/2012 04:00 AM
Barium	460		2.0	mg/Kg-dry	5	12/8/2012 04:00 AM
Cadmium	92		0.81	mg/Kg-dry	5	12/8/2012 04:00 AM
Chromium	230		2.0	mg/Kg-dry	5	12/8/2012 04:00 AM
Lead	1,900		20	mg/Kg-dry	50	12/10/2012 04:53 PM
Selenium	1.2	J	2.0	mg/Kg-dry	5	12/8/2012 04:00 AM
Silver	27		2.0	mg/Kg-dry	5	12/8/2012 04:00 AM

SEMI-VOLATILE ORGANIC COMPOUNDS
SW8270

Prep Date: 12/6/2012

Analyst: RM

1,1'-Biphenyl	U	8,000	µg/Kg-dry	20	12/7/2012 10:37 PM
2,4,5-Trichlorophenol	U	3,900	µg/Kg-dry	20	12/7/2012 10:37 PM
2,4,6-Trichlorophenol	U	3,900	µg/Kg-dry	20	12/7/2012 10:37 PM
2,4-Dichlorophenol	U	3,900	µg/Kg-dry	20	12/7/2012 10:37 PM
2,4-Dimethylphenol	U	8,000	µg/Kg-dry	20	12/7/2012 10:37 PM
2,4-Dinitrophenol	U	16,000	µg/Kg-dry	20	12/7/2012 10:37 PM
2,4-Dinitrotoluene	U	3,900	µg/Kg-dry	20	12/7/2012 10:37 PM
2,6-Dinitrotoluene	U	3,900	µg/Kg-dry	20	12/7/2012 10:37 PM
2-Chloronaphthalene	U	1,900	µg/Kg-dry	20	12/7/2012 10:37 PM
2-Chlorophenol	U	3,900	µg/Kg-dry	20	12/7/2012 10:37 PM
2-Methylnaphthalene	U	1,900	µg/Kg-dry	20	12/7/2012 10:37 PM
2-Methylphenol	U	3,900	µg/Kg-dry	20	12/7/2012 10:37 PM
2-Nitroaniline	U	16,000	µg/Kg-dry	20	12/7/2012 10:37 PM
2-Nitrophenol	U	3,900	µg/Kg-dry	20	12/7/2012 10:37 PM
3,3'-Dichlorobenzidine	U	16,000	µg/Kg-dry	20	12/7/2012 10:37 PM
3-Nitroaniline	U	16,000	µg/Kg-dry	20	12/7/2012 10:37 PM
4,6-Dinitro-2-methylphenol	U	8,000	µg/Kg-dry	20	12/7/2012 10:37 PM
4-Bromophenyl phenyl ether	U	3,900	µg/Kg-dry	20	12/7/2012 10:37 PM
4-Chloro-3-methylphenol	U	3,900	µg/Kg-dry	20	12/7/2012 10:37 PM
4-Chloroaniline	U	16,000	µg/Kg-dry	20	12/7/2012 10:37 PM
4-Chlorophenyl phenyl ether	U	3,900	µg/Kg-dry	20	12/7/2012 10:37 PM
4-Methylphenol	U	3,900	µg/Kg-dry	20	12/7/2012 10:37 PM
4-Nitroaniline	U	16,000	µg/Kg-dry	20	12/7/2012 10:37 PM
4-Nitrophenol	U	16,000	µg/Kg-dry	20	12/7/2012 10:37 PM
Acenaphthene	U	730	µg/Kg-dry	20	12/7/2012 10:37 PM
Acenaphthylene	U	730	µg/Kg-dry	20	12/7/2012 10:37 PM
Acetophenone	U	8,000	µg/Kg-dry	20	12/7/2012 10:37 PM
Anthracene	U	730	µg/Kg-dry	20	12/7/2012 10:37 PM
Atrazine	U	8,000	µg/Kg-dry	20	12/7/2012 10:37 PM
Benzaldehyde	U	8,000	µg/Kg-dry	20	12/7/2012 10:37 PM
Benzo(a)anthracene	U	730	µg/Kg-dry	20	12/7/2012 10:37 PM
Benzo(a)pyrene	U	730	µg/Kg-dry	20	12/7/2012 10:37 PM

Note: See Qualifiers page for a list of qualifiers and their definitions.

 CK
2-11-2013

ALS Group USA, Corp

Date: 12-Dec-12

Client: Oneida Total Integrated Enterprises (OTIE)

Project: Dixon Road SA

Work Order: 1212105

Sample ID: Dixon Road SA D3 4-8'

Lab ID: 1212105-11

Collection Date: 12/3/2012 02:30 PM

Matrix: SOIL

Analyses	Result	Qual	Report Limit	Units	Dilution Factor	Date Analyzed
Benzo(b)fluoranthene	U		730	µg/Kg-dry	20	12/7/2012 10:37 PM
Benzo(g,h,i)perylene	U		730	µg/Kg-dry	20	12/7/2012 10:37 PM
Benzo(k)fluoranthene	U		730	µg/Kg-dry	20	12/7/2012 10:37 PM
Bis(2-chloroethoxy)methane	U		3,900	µg/Kg-dry	20	12/7/2012 10:37 PM
Bis(2-chloroethyl)ether	U		3,900	µg/Kg-dry	20	12/7/2012 10:37 PM
Bis(2-chloroisopropyl)ether	U		3,900	µg/Kg-dry	20	12/7/2012 10:37 PM
Bis(2-ethylhexyl)phthalate	8,000 4,000 U		8,000	µg/Kg-dry	20	12/7/2012 10:37 PM
Butyl benzyl phthalate	U		3,900	µg/Kg-dry	20	12/7/2012 10:37 PM
Caprolactam	U		8,000	µg/Kg-dry	20	12/7/2012 10:37 PM
Carbazole	U		3,900	µg/Kg-dry	20	12/7/2012 10:37 PM
Chrysene	U		730	µg/Kg-dry	20	12/7/2012 10:37 PM
Dibenzo(a,h)anthracene	U		730	µg/Kg-dry	20	12/7/2012 10:37 PM
Dibenzofuran	U		3,900	µg/Kg-dry	20	12/7/2012 10:37 PM
Diethyl phthalate	U		8,000	µg/Kg-dry	20	12/7/2012 10:37 PM
Dimethyl phthalate	U		8,000	µg/Kg-dry	20	12/7/2012 10:37 PM
Di-n-butyl phthalate	550	J	8,000	µg/Kg-dry	20	12/7/2012 10:37 PM
Di-n-octyl phthalate	U		3,900	µg/Kg-dry	20	12/7/2012 10:37 PM
Fluoranthene	U		730	µg/Kg-dry	20	12/7/2012 10:37 PM
Fluorene	U		730	µg/Kg-dry	20	12/7/2012 10:37 PM
Hexachlorobenzene	U		3,900	µg/Kg-dry	20	12/7/2012 10:37 PM
Hexachlorobutadiene	U		3,900	µg/Kg-dry	20	12/7/2012 10:37 PM
Hexachlorocyclopentadiene	U		8,000	µg/Kg-dry	20	12/7/2012 10:37 PM
Hexachloroethane	U		3,900	µg/Kg-dry	20	12/7/2012 10:37 PM
Indeno(1,2,3-cd)pyrene	U		730	µg/Kg-dry	20	12/7/2012 10:37 PM
Isophorone	U		3,900	µg/Kg-dry	20	12/7/2012 10:37 PM
Naphthalene	U		730	µg/Kg-dry	20	12/7/2012 10:37 PM
Nitrobenzene	U		3,900	µg/Kg-dry	20	12/7/2012 10:37 PM
N-Nitrosodi-n-propylamine	U		3,900	µg/Kg-dry	20	12/7/2012 10:37 PM
N-Nitrosodiphenylamine	U		3,900	µg/Kg-dry	20	12/7/2012 10:37 PM
Pentachlorophenol	U		8,000	µg/Kg-dry	20	12/7/2012 10:37 PM
Phenanthrene	U		730	µg/Kg-dry	20	12/7/2012 10:37 PM
Phenol	U		3,900	µg/Kg-dry	20	12/7/2012 10:37 PM
Pyrene	410	J	730	µg/Kg-dry	20	12/7/2012 10:37 PM
Surr: 2,4,6-Tribromophenol	77.2		34-140	%REC	20	12/7/2012 10:37 PM
Surr: 2-Fluorobiphenyl	78.4		12-100	%REC	20	12/7/2012 10:37 PM
Surr: 2-Fluorophenol	75.2		33-117	%REC	20	12/7/2012 10:37 PM
Surr: 4-Terphenyl-d14	108		25-137	%REC	20	12/7/2012 10:37 PM
Surr: Nitrobenzene-d5	76.4		37-107	%REC	20	12/7/2012 10:37 PM
Surr: Phenol-d6	73.2		40-106	%REC	20	12/7/2012 10:37 PM

CHROMIUM, HEXAVALENT

SW7196A

Prep Date: 12/6/2012

Analyst: JB

Note: See Qualifiers page for a list of qualifiers and their definitions.

CKS
2-11-2013

ALS Group USA, Corp**Date:** 12-Dec-12**Client:** Oneida Total Integrated Enterprises (OTIE)**Project:** Dixon Road SA**Work Order:** 1212105**Sample ID:** Dixon Road SA D3 4-8'**Lab ID:** 1212105-11**Collection Date:** 12/3/2012 02:30 PM**Matrix:** SOIL

Analyses	Result	Qual	Report Limit	Units	Dilution Factor	Date Analyzed
Chromium, Hexavalent	U		0.61	mg/Kg-dry	1	12/10/2012 11:30 AM
MOISTURE			A2540 G			Analyst: LR
Moisture	20		0.050	% of sample	1	12/6/2012 03:30 PM

Note: See Qualifiers page for a list of qualifiers and their definitions.CKA
2-11-2013

ALS Group USA, Corp

Date: 12-Dec-12

Client: Oneida Total Integrated Enterprises (OTIE)

Project: Dixon Road SA

Work Order: 1212105

Sample ID: Dixon Road SA D3 8-12'

Lab ID: 1212105-12

Collection Date: 12/3/2012 02:34 PM

Matrix: SOIL

Analyses	Result	Qual	Report Limit	Units	Dilution Factor	Date Analyzed
PCBS						
			SW8082		Prep Date: 12/6/2012	Analyst: JD
Aroclor 1016	U		49	µg/Kg-dry	1	12/10/2012 02:45 PM
Aroclor 1221	U		49	µg/Kg-dry	1	12/10/2012 02:45 PM
Aroclor 1232	U		49	µg/Kg-dry	1	12/10/2012 02:45 PM
Aroclor 1242	U		49	µg/Kg-dry	1	12/10/2012 02:45 PM
Aroclor 1248	14,000		490	µg/Kg-dry	10	12/11/2012 02:50 PM
Aroclor 1254	4,100		490	µg/Kg-dry	10	12/11/2012 02:50 PM
Aroclor 1260	U		49	µg/Kg-dry	1	12/10/2012 02:45 PM
Surr: Decachlorobiphenyl	97.1		40-140	%REC	1	12/10/2012 02:45 PM
Surr: Tetrachloro-m-xylene	84.1		45-124	%REC	1	12/10/2012 02:45 PM
PESTICIDES						
			SW8081		Prep Date: 12/6/2012	Analyst: JD
4,4'-DDD	U		12	µg/Kg-dry	1	12/11/2012 07:11 PM
4,4'-DDE	U		12	µg/Kg-dry	1	12/11/2012 07:11 PM
4,4'-DDT	U		12	µg/Kg-dry	1	12/11/2012 07:11 PM
Aldrin	U		12	µg/Kg-dry	1	12/11/2012 07:11 PM
alpha-BHC	U		12	µg/Kg-dry	1	12/11/2012 07:11 PM
alpha-Chlordane	U		12	µg/Kg-dry	1	12/11/2012 07:11 PM
beta-BHC	U		12	µg/Kg-dry	1	12/11/2012 07:11 PM
Chlordane, Technical	U		31	µg/Kg-dry	1	12/11/2012 07:11 PM
delta-BHC	U		12	µg/Kg-dry	1	12/11/2012 07:11 PM
Dieldrin	U		240	µg/Kg-dry	20	12/11/2012 07:28 PM
Endosulfan I	U		240	µg/Kg-dry	20	12/11/2012 07:28 PM
Endosulfan II	U		240	µg/Kg-dry	20	12/11/2012 07:28 PM
Endosulfan sulfate	U		240	µg/Kg-dry	20	12/11/2012 07:28 PM
Endrin	U		240	µg/Kg-dry	20	12/11/2012 07:28 PM
Endrin aldehyde	U		240	µg/Kg-dry	20	12/11/2012 07:28 PM
Endrin ketone	U		240	µg/Kg-dry	20	12/11/2012 07:28 PM
gamma-BHC (Lindane)	U		12	µg/Kg-dry	1	12/11/2012 07:11 PM
gamma-Chlordane	U		12	µg/Kg-dry	1	12/11/2012 07:11 PM
Heptachlor	U		12	µg/Kg-dry	1	12/11/2012 07:11 PM
Heptachlor epoxide	U		240	µg/Kg-dry	20	12/11/2012 07:28 PM
Methoxychlor	U		240	µg/Kg-dry	20	12/11/2012 07:28 PM
Toxaphene	U		73	µg/Kg-dry	1	12/11/2012 07:11 PM
Surr: Decachlorobiphenyl	64.1		45-135	%REC	1	12/11/2012 07:11 PM
Surr: Tetrachloro-m-xylene	76.1		45-124	%REC	1	12/11/2012 07:11 PM
MERCURY BY CVAA						
			SW7471		Prep Date: 12/10/2012	Analyst: LR
Mercury	0.31		0.020	mg/Kg-dry	1	12/10/2012 04:12 PM
METALS BY ICP-MS						
			SW6020A		Prep Date: 12/7/2012	Analyst: CES

Note: See Qualifiers page for a list of qualifiers and their definitions.

2-11-2013 CKA

ALS Group USA, Corp

Date: 12-Dec-12

Client: Oneida Total Integrated Enterprises (OTIE)

Project: Dixon Road SA

Work Order: 1212105

Sample ID: Dixon Road SA D3 8-12'

Lab ID: 1212105-12

Collection Date: 12/3/2012 02:34 PM

Matrix: SOIL

Analyses	Result	Qual	Report Limit	Units	Dilution Factor	Date Analyzed
Arsenic	25		2.6	mg/Kg-dry	5	12/8/2012 04:06 AM
Barium	440		2.6	mg/Kg-dry	5	12/8/2012 04:06 AM
Cadmium	23		1.0	mg/Kg-dry	5	12/8/2012 04:06 AM
Chromium	280		2.6	mg/Kg-dry	5	12/8/2012 04:06 AM
Lead	970		26	mg/Kg-dry	50	12/10/2012 04:59 PM
Selenium	0.90	J	2.6	mg/Kg-dry	5	12/8/2012 04:06 AM
Silver	20		2.6	mg/Kg-dry	5	12/8/2012 04:06 AM
CHROMIUM, HEXAVALENT			SW7196A		Prep Date: 12/6/2012	Analyst: JB
Chromium, Hexavalent	U		0.65	mg/Kg-dry	1	12/10/2012 11:30 AM
MOISTURE			A2540 G			Analyst: LR
Moisture	22		0.050	% of sample	1	12/6/2012 03:30 PM

Note: See Qualifiers page for a list of qualifiers and their definitions.

CK
2-11-2013

ALS Group USA, Corp

Date: 12-Dec-12

Client: Oneida Total Integrated Enterprises (OTIE)

Project: Dixon Road SA

Work Order: 1212105

Sample ID: Dixon Road SA D4 1-4'

Lab ID: 1212105-13

Collection Date: 12/3/2012 02:48 PM

Matrix: SOIL

Analyses	Result	Qual	Report Limit	Units	Dilution Factor	Date Analyzed
PCBS						
			SW8082		Prep Date: 12/6/2012	Analyst: JD
Aroclor 1016	U		47	µg/Kg-dry	1	12/10/2012 03:05 PM
Aroclor 1221	U		47	µg/Kg-dry	1	12/10/2012 03:05 PM
Aroclor 1232	U		47	µg/Kg-dry	1	12/10/2012 03:05 PM
Aroclor 1242	U		47	µg/Kg-dry	1	12/10/2012 03:05 PM
Aroclor 1248	1,200		47	µg/Kg-dry	1	12/10/2012 03:05 PM
Aroclor 1254	530		47	µg/Kg-dry	1	12/10/2012 03:05 PM
Aroclor 1260	U		47	µg/Kg-dry	1	12/10/2012 03:05 PM
Surr: Decachlorobiphenyl	96.1		40-140	%REC	1	12/10/2012 03:05 PM
Surr: Tetrachloro-m-xylene	86.1		45-124	%REC	1	12/10/2012 03:05 PM
PESTICIDES						
			SW8081		Prep Date: 12/6/2012	Analyst: JD
4,4'-DDD	U		12	µg/Kg-dry	1	12/11/2012 07:45 PM
4,4'-DDE	U		12	µg/Kg-dry	1	12/11/2012 07:45 PM
4,4'-DDT	U		12	µg/Kg-dry	1	12/11/2012 07:45 PM
Aldrin	U		12	µg/Kg-dry	1	12/11/2012 07:45 PM
alpha-BHC	U		12	µg/Kg-dry	1	12/11/2012 07:45 PM
alpha-Chlordane	U		12	µg/Kg-dry	1	12/11/2012 07:45 PM
beta-BHC	U		12	µg/Kg-dry	1	12/11/2012 07:45 PM
Chlordane, Technical	U		29	µg/Kg-dry	1	12/11/2012 07:45 PM
delta-BHC	U		12	µg/Kg-dry	1	12/11/2012 07:45 PM
Dieldrin	U		230	µg/Kg-dry	20	12/11/2012 08:01 PM
Endosulfan I	U		230	µg/Kg-dry	20	12/11/2012 08:01 PM
Endosulfan II	U		230	µg/Kg-dry	20	12/11/2012 08:01 PM
Endosulfan sulfate	U		230	µg/Kg-dry	20	12/11/2012 08:01 PM
Endrin	U		230	µg/Kg-dry	20	12/11/2012 08:01 PM
Endrin aldehyde	U		230	µg/Kg-dry	20	12/11/2012 08:01 PM
Endrin ketone	U		230	µg/Kg-dry	20	12/11/2012 08:01 PM
gamma-BHC (Lindane)	U		12	µg/Kg-dry	1	12/11/2012 07:45 PM
gamma-Chlordane	U		12	µg/Kg-dry	1	12/11/2012 07:45 PM
Heptachlor	U		12	µg/Kg-dry	1	12/11/2012 07:45 PM
Heptachlor epoxide	U		230	µg/Kg-dry	20	12/11/2012 08:01 PM
Methoxychlor	U		230	µg/Kg-dry	20	12/11/2012 08:01 PM
Toxaphene	U		70	µg/Kg-dry	1	12/11/2012 07:45 PM
Surr: Decachlorobiphenyl	85.1		45-135	%REC	1	12/11/2012 07:45 PM
Surr: Tetrachloro-m-xylene	86.1		45-124	%REC	1	12/11/2012 07:45 PM
MERCURY BY CVAA						
			SW7471		Prep Date: 12/10/2012	Analyst: LR
Mercury	0.36		0.023	mg/Kg-dry	1	12/10/2012 04:14 PM
METALS BY ICP-MS						
			SW6020A		Prep Date: 12/7/2012	Analyst: CES

Note: See Qualifiers page for a list of qualifiers and their definitions.

OK
2-11-2013

ALS Group USA, Corp

Date: 12-Dec-12

Client: Oneida Total Integrated Enterprises (OTIE)

Project: Dixon Road SA

Work Order: 1212105

Sample ID: Dixon Road SA D4 1-4'

Lab ID: 1212105-13

Collection Date: 12/3/2012 02:48 PM

Matrix: SOIL

Analyses	Result	Qual	Report Limit	Units	Dilution Factor	Date Analyzed
Arsenic	22		2.1	mg/Kg-dry	5	12/8/2012 04:12 AM
Barium	910		21	mg/Kg-dry	50	12/10/2012 05:05 PM
Cadmium	30		0.85	mg/Kg-dry	5	12/8/2012 04:12 AM
Chromium	73		2.1	mg/Kg-dry	5	12/8/2012 04:12 AM
Lead	2,300		21	mg/Kg-dry	50	12/10/2012 05:05 PM
Selenium	1.3	J	2.1	mg/Kg-dry	5	12/8/2012 04:12 AM
Silver	11		2.1	mg/Kg-dry	5	12/8/2012 04:12 AM
CHROMIUM, HEXAVALENT			SW7196A		Prep Date: 12/6/2012	Analyst: JB
Chromium, Hexavalent	U		0.60	mg/Kg-dry	1	12/10/2012 11:30 AM
MOISTURE			A2540 G			Analyst: LR
Moisture	17		0.050	% of sample	1	12/6/2012 03:30 PM

Note: See Qualifiers page for a list of qualifiers and their definitions.

cks
2-11-2013

ALS Group USA, Corp

Date: 12-Dec-12

Client: Oneida Total Integrated Enterprises (OTIE)

Project: Dixon Road SA

Work Order: 1212105

Sample ID: Dixon Road SA D6 1-4'

Lab ID: 1212105-14

Collection Date: 12/3/2012 02:59 PM

Matrix: SOIL

Analyses	Result	Qual	Report Limit	Units	Dilution Factor	Date Analyzed
PCBS						
			SW8082		Prep Date: 12/6/2012	Analyst: JD
Aroclor 1016	U		48	µg/Kg-dry	1	12/10/2012 03:25 PM
Aroclor 1221	U		48	µg/Kg-dry	1	12/10/2012 03:25 PM
Aroclor 1232	U		48	µg/Kg-dry	1	12/10/2012 03:25 PM
Aroclor 1242	U		48	µg/Kg-dry	1	12/10/2012 03:25 PM
Aroclor 1248	3,300		48	µg/Kg-dry	1	12/10/2012 03:25 PM
Aroclor 1254	1,900		48	µg/Kg-dry	1	12/10/2012 03:25 PM
Aroclor 1260	U		48	µg/Kg-dry	1	12/10/2012 03:25 PM
Surr: Decachlorobiphenyl	91.1		40-140	%REC	1	12/10/2012 03:25 PM
Surr: Tetrachloro-m-xylene	89.1		45-124	%REC	1	12/10/2012 03:25 PM
PESTICIDES						
			SW8081		Prep Date: 12/6/2012	Analyst: JD
4,4'-DDD	U		12	µg/Kg-dry	1	12/11/2012 08:18 PM
4,4'-DDE	U		12	µg/Kg-dry	1	12/11/2012 08:18 PM
4,4'-DDT	U		12	µg/Kg-dry	1	12/11/2012 08:18 PM
Aldrin	U		12	µg/Kg-dry	1	12/11/2012 08:18 PM
alpha-BHC	U		12	µg/Kg-dry	1	12/11/2012 08:18 PM
alpha-Chlordane	U		12	µg/Kg-dry	1	12/11/2012 08:18 PM
beta-BHC	U		12	µg/Kg-dry	1	12/11/2012 08:18 PM
Chlordane, Technical	U		30	µg/Kg-dry	1	12/11/2012 08:18 PM
delta-BHC	U		12	µg/Kg-dry	1	12/11/2012 08:18 PM
Dieldrin	U		600	µg/Kg-dry	50	12/11/2012 08:35 PM
Endosulfan I	U		600	µg/Kg-dry	50	12/11/2012 08:35 PM
Endosulfan II	U		600	µg/Kg-dry	50	12/11/2012 08:35 PM
Endosulfan sulfate	U		600	µg/Kg-dry	50	12/11/2012 08:35 PM
Endrin	U		600	µg/Kg-dry	50	12/11/2012 08:35 PM
Endrin aldehyde	U		600	µg/Kg-dry	50	12/11/2012 08:35 PM
Endrin ketone	U		600	µg/Kg-dry	50	12/11/2012 08:35 PM
gamma-BHC (Lindane)	U		12	µg/Kg-dry	1	12/11/2012 08:18 PM
gamma-Chlordane	U		12	µg/Kg-dry	1	12/11/2012 08:18 PM
Heptachlor	U		12	µg/Kg-dry	1	12/11/2012 08:18 PM
Heptachlor epoxide	U		600	µg/Kg-dry	50	12/11/2012 08:35 PM
Methoxychlor	U		600	µg/Kg-dry	50	12/11/2012 08:35 PM
Toxaphene	U		73	µg/Kg-dry	1	12/11/2012 08:18 PM
Surr: Decachlorobiphenyl	89.1		45-135	%REC	1	12/11/2012 08:18 PM
Surr: Tetrachloro-m-xylene	84.1		45-124	%REC	1	12/11/2012 08:18 PM
MERCURY BY CVAA						
			SW7471		Prep Date: 12/10/2012	Analyst: LR
Mercury	0.27		0.021	mg/Kg-dry	1	12/10/2012 04:23 PM
METALS BY ICP-MS						
			SW6020A		Prep Date: 12/7/2012	Analyst: CES

Note: See Qualifiers page for a list of qualifiers and their definitions.

2-CKs
2-11-2013

ALS Group USA, Corp

Date: 12-Dec-12

Client: Oneida Total Integrated Enterprises (OTIE)

Project: Dixon Road SA

Work Order: 1212105

Sample ID: Dixon Road SA D6 1-4'

Lab ID: 1212105-14

Collection Date: 12/3/2012 02:59 PM

Matrix: SOIL

Analyses	Result	Qual	Report Limit	Units	Dilution Factor	Date Analyzed
Arsenic	27		2.2	mg/Kg-dry	5	12/8/2012 04:17 AM
Barium	600		2.2	mg/Kg-dry	5	12/8/2012 04:17 AM
Cadmium	25		0.89	mg/Kg-dry	5	12/8/2012 04:17 AM
Chromium	140		2.2	mg/Kg-dry	5	12/8/2012 04:17 AM
Lead	1,800		22	mg/Kg-dry	50	12/10/2012 05:11 PM
Selenium	1.6	J	2.2	mg/Kg-dry	5	12/8/2012 04:17 AM
Silver	8.0		2.2	mg/Kg-dry	5	12/8/2012 04:17 AM
CHROMIUM, HEXAVALENT			SW7196A		Prep Date: 12/6/2012	Analyst: JB
Chromium, Hexavalent	U		0.60	mg/Kg-dry	1	12/10/2012 11:30 AM
MOISTURE			A2540 G			Analyst: LR
Moisture	18		0.050	% of sample	1	12/6/2012 03:30 PM

Note: See Qualifiers page for a list of qualifiers and their definitions.

OK
2-11-2013

ALS Group USA, Corp

Date: 12-Dec-12

Client: Oneida Total Integrated Enterprises (OTIE)

Project: Dixon Road SA

Work Order: 1212105

Sample ID: Dixon Road SA D6 4-8'

Lab ID: 1212105-15

Collection Date: 12/3/2012 03:09 PM

Matrix: SOIL

Analyses	Result	Qual	Report Limit	Units	Dilution Factor	Date Analyzed
PCBS						
			SW8082		Prep Date: 12/6/2012	Analyst: JD
Aroclor 1016	U		47	µg/Kg-dry	1	12/10/2012 03:45 PM
Aroclor 1221	U		47	µg/Kg-dry	1	12/10/2012 03:45 PM
Aroclor 1232	U		47	µg/Kg-dry	1	12/10/2012 03:45 PM
Aroclor 1242	U		47	µg/Kg-dry	1	12/10/2012 03:45 PM
Aroclor 1248	1,400		47	µg/Kg-dry	1	12/10/2012 03:45 PM
Aroclor 1254	590		47	µg/Kg-dry	1	12/10/2012 03:45 PM
Aroclor 1260	U		47	µg/Kg-dry	1	12/10/2012 03:45 PM
Surr: Decachlorobiphenyl	68.1		40-140	%REC	1	12/10/2012 03:45 PM
Surr: Tetrachloro-m-xylene	91.1		45-124	%REC	1	12/10/2012 03:45 PM
PESTICIDES						
			SW8081		Prep Date: 12/6/2012	Analyst: JD
4,4'-DDD	U		12	µg/Kg-dry	1	12/11/2012 08:52 PM
4,4'-DDE	U		12	µg/Kg-dry	1	12/11/2012 08:52 PM
4,4'-DDT	U		12	µg/Kg-dry	1	12/11/2012 08:52 PM
Aldrin	U		12	µg/Kg-dry	1	12/11/2012 08:52 PM
alpha-BHC	U		12	µg/Kg-dry	1	12/11/2012 08:52 PM
alpha-Chlordane	U		12	µg/Kg-dry	1	12/11/2012 08:52 PM
beta-BHC	U		12	µg/Kg-dry	1	12/11/2012 08:52 PM
Chlordane, Technical	U		29	µg/Kg-dry	1	12/11/2012 08:52 PM
delta-BHC	U		12	µg/Kg-dry	1	12/11/2012 08:52 PM
Dieldrin	U		240	µg/Kg-dry	20	12/11/2012 09:08 PM
Endosulfan I	U		240	µg/Kg-dry	20	12/11/2012 09:08 PM
Endosulfan II	U		240	µg/Kg-dry	20	12/11/2012 09:08 PM
Endosulfan sulfate	U		240	µg/Kg-dry	20	12/11/2012 09:08 PM
Endrin	U		240	µg/Kg-dry	20	12/11/2012 09:08 PM
Endrin aldehyde	U		240	µg/Kg-dry	20	12/11/2012 09:08 PM
Endrin ketone	U		240	µg/Kg-dry	20	12/11/2012 09:08 PM
gamma-BHC (Lindane)	U		12	µg/Kg-dry	1	12/11/2012 08:52 PM
gamma-Chlordane	U		12	µg/Kg-dry	1	12/11/2012 08:52 PM
Heptachlor	U		12	µg/Kg-dry	1	12/11/2012 08:52 PM
Heptachlor epoxide	U		240	µg/Kg-dry	20	12/11/2012 09:08 PM
Methoxychlor	U		240	µg/Kg-dry	20	12/11/2012 09:08 PM
Toxaphene	U		71	µg/Kg-dry	1	12/11/2012 08:52 PM
Surr: Decachlorobiphenyl	81.1		45-135	%REC	1	12/11/2012 08:52 PM
Surr: Tetrachloro-m-xylene	81.1		45-124	%REC	1	12/11/2012 08:52 PM
MERCURY BY CVAA						
			SW7471		Prep Date: 12/10/2012	Analyst: LR
Mercury	0.15		0.022	mg/Kg-dry	1	12/10/2012 04:25 PM
METALS BY ICP-MS						
			SW6020A		Prep Date: 12/7/2012	Analyst: CES

Note: See Qualifiers page for a list of qualifiers and their definitions.

OK
2-11-2013

ALS Group USA, Corp

Date: 12-Dec-12

Client: Oneida Total Integrated Enterprises (OTIE)

Project: Dixon Road SA

Work Order: 1212105

Sample ID: Dixon Road SA D6 4-8'

Lab ID: 1212105-15

Collection Date: 12/3/2012 03:09 PM

Matrix: SOIL

Analyses	Result	Qual	Report Limit	Units	Dilution Factor	Date Analyzed
Arsenic	16		2.1	mg/Kg-dry	5	12/8/2012 04:23 AM
Barium	730		2.1	mg/Kg-dry	5	12/8/2012 04:23 AM
Cadmium	23		0.83	mg/Kg-dry	5	12/8/2012 04:23 AM
Chromium	64		2.1	mg/Kg-dry	5	12/8/2012 04:23 AM
Lead	1,500		21	mg/Kg-dry	50	12/10/2012 05:17 PM
Selenium	1.2	J	2.1	mg/Kg-dry	5	12/8/2012 04:23 AM
Silver	4.0		2.1	mg/Kg-dry	5	12/8/2012 04:23 AM
CHROMIUM, HEXAVALENT			SW7196A		Prep Date: 12/6/2012	Analyst: JB
Chromium, Hexavalent	U		0.61	mg/Kg-dry	1	12/10/2012 11:30 AM
MOISTURE			A2540 G			Analyst: LR
Moisture	17		0.050	% of sample	1	12/6/2012 03:30 PM

Note: See Qualifiers page for a list of qualifiers and their definitions.

Ck
2-11-2013

ALS Group USA, Corp

Date: 12-Dec-12

Client: Oneida Total Integrated Enterprises (OTIE)

Project: Dixon Road SA

Work Order: 1212105

Sample ID: Dixon Road SA D7 1-4'

Lab ID: 1212105-16

Collection Date: 12/3/2012 03:17 PM

Matrix: SOIL

Analyses	Result	Qual	Report Limit	Units	Dilution Factor	Date Analyzed
PCBS						
			SW8082		Prep Date: 12/6/2012	Analyst: JD
Aroclor 1016	U		46	µg/Kg-dry	1	12/10/2012 04:05 PM
Aroclor 1221	U		46	µg/Kg-dry	1	12/10/2012 04:05 PM
Aroclor 1232	U		46	µg/Kg-dry	1	12/10/2012 04:05 PM
Aroclor 1242	U		46	µg/Kg-dry	1	12/10/2012 04:05 PM
Aroclor 1248	13,000		230	µg/Kg-dry	5	12/11/2012 03:09 PM
Aroclor 1254	9,100		230	µg/Kg-dry	5	12/11/2012 03:09 PM
Aroclor 1260	U		46	µg/Kg-dry	1	12/10/2012 04:05 PM
Surr: Decachlorobiphenyl	105		40-140	%REC	1	12/10/2012 04:05 PM
Surr: Tetrachloro-m-xylene	90.1		45-124	%REC	1	12/10/2012 04:05 PM
PESTICIDES						
			SW8081		Prep Date: 12/6/2012	Analyst: JD
4,4'-DDD	U		12	µg/Kg-dry	1	12/11/2012 09:25 PM
4,4'-DDE	U		12	µg/Kg-dry	1	12/11/2012 09:25 PM
4,4'-DDT	U		12	µg/Kg-dry	1	12/11/2012 09:25 PM
Aldrin	U		12	µg/Kg-dry	1	12/11/2012 09:25 PM
alpha-BHC	U		12	µg/Kg-dry	1	12/11/2012 09:25 PM
alpha-Chlordane	U		12	µg/Kg-dry	1	12/11/2012 09:25 PM
beta-BHC	U		12	µg/Kg-dry	1	12/11/2012 09:25 PM
Chlordane, Technical	U		29	µg/Kg-dry	1	12/11/2012 09:25 PM
delta-BHC	U		12	µg/Kg-dry	1	12/11/2012 09:25 PM
Dieldrin	U		580	µg/Kg-dry	50	12/11/2012 09:42 PM
Endosulfan I	U		580	µg/Kg-dry	50	12/11/2012 09:42 PM
Endosulfan II	U		580	µg/Kg-dry	50	12/11/2012 09:42 PM
Endosulfan sulfate	U		580	µg/Kg-dry	50	12/11/2012 09:42 PM
Endrin	U		580	µg/Kg-dry	50	12/11/2012 09:42 PM
Endrin aldehyde	U		580	µg/Kg-dry	50	12/11/2012 09:42 PM
Endrin ketone	U		580	µg/Kg-dry	50	12/11/2012 09:42 PM
gamma-BHC (Lindane)	U		12	µg/Kg-dry	1	12/11/2012 09:25 PM
gamma-Chlordane	U		12	µg/Kg-dry	1	12/11/2012 09:25 PM
Heptachlor	U		12	µg/Kg-dry	1	12/11/2012 09:25 PM
Heptachlor epoxide	U		580	µg/Kg-dry	50	12/11/2012 09:42 PM
Methoxychlor	U		580	µg/Kg-dry	50	12/11/2012 09:42 PM
Toxaphene	U		69	µg/Kg-dry	1	12/11/2012 09:25 PM
Surr: Decachlorobiphenyl	82.1		45-135	%REC	1	12/11/2012 09:25 PM
Surr: Tetrachloro-m-xylene	82.1		45-124	%REC	1	12/11/2012 09:25 PM
MERCURY BY CVAA						
			SW7471		Prep Date: 12/10/2012	Analyst: LR
Mercury	0.49		0.042	mg/Kg-dry	2	12/10/2012 05:16 PM
METALS BY ICP-MS						
			SW6020A		Prep Date: 12/7/2012	Analyst: CES

Note: See Qualifiers page for a list of qualifiers and their definitions.

2-11-2013

ALS Group USA, Corp

Date: 12-Dec-12

Client: Oneida Total Integrated Enterprises (OTIE)

Project: Dixon Road SA

Work Order: 1212105

Sample ID: Dixon Road SA D7 1-4'

Lab ID: 1212105-16

Collection Date: 12/3/2012 03:17 PM

Matrix: SOIL

Analyses	Result	Qual	Report Limit	Units	Dilution Factor	Date Analyzed
Arsenic	21		2.0	mg/Kg-dry	5	12/8/2012 04:29 AM
Barium	570		2.0	mg/Kg-dry	5	12/8/2012 04:29 AM
Cadmium	30		0.81	mg/Kg-dry	5	12/8/2012 04:29 AM
Chromium	170		2.0	mg/Kg-dry	5	12/8/2012 04:29 AM
Lead	1,600		20	mg/Kg-dry	50	12/10/2012 05:23 PM
Selenium	1.3	J	2.0	mg/Kg-dry	5	12/8/2012 04:29 AM
Silver	5.7		2.0	mg/Kg-dry	5	12/8/2012 04:29 AM
CHROMIUM, HEXAVALENT			SW7196A		Prep Date: 12/6/2012	Analyst: JB
Chromium, Hexavalent	U		0.60	mg/Kg-dry	1	12/10/2012 11:30 AM
MOISTURE			A2540 G			Analyst: LR
Moisture	18		0.050	% of sample	1	12/6/2012 03:30 PM

Note: See Qualifiers page for a list of qualifiers and their definitions.

Cks
2-11-2013

ALS Group USA, Corp

Date: 12-Dec-12

Client: Oneida Total Integrated Enterprises (OTIE)

Project: Dixon Road SA

Work Order: 1212105

Sample ID: Dixon Road SA D11 4-8'

Lab ID: 1212105-17

Collection Date: 12/3/2012 03:57 PM

Matrix: SOIL

Analyses	Result	Qual	Report Limit	Units	Dilution Factor	Date Analyzed
PCBS						
			SW8082		Prep Date: 12/7/2012	Analyst: JD
Aroclor 1016	U		44	µg/Kg-dry	1	12/10/2012 07:04 PM
Aroclor 1221	U		44	µg/Kg-dry	1	12/10/2012 07:04 PM
Aroclor 1232	U		44	µg/Kg-dry	1	12/10/2012 07:04 PM
Aroclor 1242	U		44	µg/Kg-dry	1	12/10/2012 07:04 PM
Aroclor 1248	1,400		44	µg/Kg-dry	1	12/10/2012 07:04 PM
Aroclor 1254	1,200		44	µg/Kg-dry	1	12/10/2012 07:04 PM
Aroclor 1260	U		44	µg/Kg-dry	1	12/10/2012 07:04 PM
Surr: Decachlorobiphenyl	95.1		40-140	%REC	1	12/10/2012 07:04 PM
Surr: Tetrachloro-m-xylene	78.1		45-124	%REC	1	12/10/2012 07:04 PM
PESTICIDES						
			SW8081		Prep Date: 12/7/2012	Analyst: JD
4,4'-DDD	U		11	µg/Kg-dry	1	12/11/2012 04:45 AM
4,4'-DDE	U		11	µg/Kg-dry	1	12/11/2012 04:45 AM
4,4'-DDT	U		11	µg/Kg-dry	1	12/11/2012 04:45 AM
Aldrin	U		11	µg/Kg-dry	1	12/11/2012 04:45 AM
alpha-BHC	U		11	µg/Kg-dry	1	12/11/2012 04:45 AM
alpha-Chlordane	U		11	µg/Kg-dry	1	12/11/2012 04:45 AM
beta-BHC	U		11	µg/Kg-dry	1	12/11/2012 04:45 AM
Chlordane, Technical	U		28	µg/Kg-dry	1	12/11/2012 04:45 AM
delta-BHC	U		11	µg/Kg-dry	1	12/11/2012 04:45 AM
Dieldrin	U		220	µg/Kg-dry	20	12/11/2012 09:44 AM
Endosulfan I	U		220	µg/Kg-dry	20	12/11/2012 09:44 AM
Endosulfan II	U		220	µg/Kg-dry	20	12/11/2012 09:44 AM
Endosulfan sulfate	U		220	µg/Kg-dry	20	12/11/2012 09:44 AM
Endrin	U		220	µg/Kg-dry	20	12/11/2012 09:44 AM
Endrin aldehyde	U		220	µg/Kg-dry	20	12/11/2012 09:44 AM
Endrin ketone	U		220	µg/Kg-dry	20	12/11/2012 09:44 AM
gamma-BHC (Lindane)	U		11	µg/Kg-dry	1	12/11/2012 04:45 AM
gamma-Chlordane	U		11	µg/Kg-dry	1	12/11/2012 04:45 AM
Heptachlor	U		11	µg/Kg-dry	1	12/11/2012 04:45 AM
Heptachlor epoxide	U		220	µg/Kg-dry	20	12/11/2012 09:44 AM
Methoxychlor	U		220	µg/Kg-dry	20	12/11/2012 09:44 AM
Toxaphene	U		66	µg/Kg-dry	1	12/11/2012 04:45 AM
Surr: Decachlorobiphenyl	74.1		45-135	%REC	1	12/11/2012 04:45 AM
Surr: Tetrachloro-m-xylene	75.1		45-124	%REC	1	12/11/2012 04:45 AM
MERCURY BY CVAA						
			SW7471		Prep Date: 12/10/2012	Analyst: LR
Mercury	4.2		1.0	mg/Kg-dry	50	12/10/2012 05:18 PM
METALS BY ICP-MS						
			SW6020A		Prep Date: 12/7/2012	Analyst: CES

Note: See Qualifiers page for a list of qualifiers and their definitions.

CK
2-11-2013

ALS Group USA, Corp

Date: 12-Dec-12

Client: Oneida Total Integrated Enterprises (OTIE)

Project: Dixon Road SA

Work Order: 1212105

Sample ID: Dixon Road SA D11 4-8'

Lab ID: 1212105-17

Collection Date: 12/3/2012 03:57 PM

Matrix: SOIL

Analyses	Result	Qual	Report Limit	Units	Dilution Factor	Date Analyzed
Arsenic	23		2.1	mg/Kg-dry	5	12/8/2012 04:35 AM
Barium	270		2.1	mg/Kg-dry	5	12/8/2012 04:35 AM
Cadmium	6.6		0.82	mg/Kg-dry	5	12/8/2012 04:35 AM
Chromium	56		2.1	mg/Kg-dry	5	12/8/2012 04:35 AM
Lead	910		21	mg/Kg-dry	50	12/10/2012 05:59 PM
Selenium	2.1		2.1	mg/Kg-dry	5	12/8/2012 04:35 AM
Silver	0.75	J	2.1	mg/Kg-dry	5	12/8/2012 04:35 AM

SEMI-VOLATILE ORGANIC COMPOUNDS

SW8270

Prep Date: 12/6/2012

Analyst: HL

1,1'-Biphenyl	U		3,700	µg/Kg-dry	10	12/7/2012 02:30 AM
2,4,5-Trichlorophenol	U		1,800	µg/Kg-dry	10	12/7/2012 02:30 AM
2,4,6-Trichlorophenol	U		1,800	µg/Kg-dry	10	12/7/2012 02:30 AM
2,4-Dichlorophenol	U		1,800	µg/Kg-dry	10	12/7/2012 02:30 AM
2,4-Dimethylphenol	U		3,700	µg/Kg-dry	10	12/7/2012 02:30 AM
2,4-Dinitrophenol	U		7,400	µg/Kg-dry	10	12/7/2012 02:30 AM
2,4-Dinitrotoluene	U		1,800	µg/Kg-dry	10	12/7/2012 02:30 AM
2,6-Dinitrotoluene	U		1,800	µg/Kg-dry	10	12/7/2012 02:30 AM
2-Chloronaphthalene	U		890	µg/Kg-dry	10	12/7/2012 02:30 AM
2-Chlorophenol	U		1,800	µg/Kg-dry	10	12/7/2012 02:30 AM
2-Methylnaphthalene	280	J	890	µg/Kg-dry	10	12/7/2012 02:30 AM
2-Methylphenol	U		1,800	µg/Kg-dry	10	12/7/2012 02:30 AM
2-Nitroaniline	U		7,400	µg/Kg-dry	10	12/7/2012 02:30 AM
2-Nitrophenol	U		1,800	µg/Kg-dry	10	12/7/2012 02:30 AM
3,3'-Dichlorobenzidine	U		7,400	µg/Kg-dry	10	12/7/2012 02:30 AM
3-Nitroaniline	U		7,400	µg/Kg-dry	10	12/7/2012 02:30 AM
4,6-Dinitro-2-methylphenol	U		3,700	µg/Kg-dry	10	12/7/2012 02:30 AM
4-Bromophenyl phenyl ether	U		1,800	µg/Kg-dry	10	12/7/2012 02:30 AM
4-Chloro-3-methylphenol	U		1,800	µg/Kg-dry	10	12/7/2012 02:30 AM
4-Chloroaniline	U		7,400	µg/Kg-dry	10	12/7/2012 02:30 AM
4-Chlorophenyl phenyl ether	U		1,800	µg/Kg-dry	10	12/7/2012 02:30 AM
4-Methylphenol	U		1,800	µg/Kg-dry	10	12/7/2012 02:30 AM
4-Nitroaniline	U		7,400	µg/Kg-dry	10	12/7/2012 02:30 AM
4-Nitrophenol	U		7,400	µg/Kg-dry	10	12/7/2012 02:30 AM
Acenaphthene	U		340	µg/Kg-dry	10	12/7/2012 02:30 AM
Acenaphthylene	U		340	µg/Kg-dry	10	12/7/2012 02:30 AM
Acetophenone	U		3,700	µg/Kg-dry	10	12/7/2012 02:30 AM
Anthracene	U		340	µg/Kg-dry	10	12/7/2012 02:30 AM
Atrazine	U		3,700	µg/Kg-dry	10	12/7/2012 02:30 AM
Benzaldehyde	U		3,700	µg/Kg-dry	10	12/7/2012 02:30 AM
Benzo(a)anthracene	320	J	340	µg/Kg-dry	10	12/7/2012 02:30 AM
Benzo(a)pyrene	820		340	µg/Kg-dry	10	12/7/2012 02:30 AM

Note: See Qualifiers page for a list of qualifiers and their definitions.

CMS
2-11-2013

ALS Group USA, Corp

Date: 12-Dec-12

Client: Oneida Total Integrated Enterprises (OTIE)

Project: Dixon Road SA

Work Order: 1212105

Sample ID: Dixon Road SA D11 4-8'

Lab ID: 1212105-17

Collection Date: 12/3/2012 03:57 PM

Matrix: SOIL

Analyses	Result	Qual	Report Limit	Units	Dilution Factor	Date Analyzed
Benzo(b)fluoranthene	510		340	µg/Kg-dry	10	12/7/2012 02:30 AM
Benzo(g,h,i)perylene	U		340	µg/Kg-dry	10	12/7/2012 02:30 AM
Benzo(k)fluoranthene	560		340	µg/Kg-dry	10	12/7/2012 02:30 AM
Bis(2-chloroethoxy)methane	U		1,800	µg/Kg-dry	10	12/7/2012 02:30 AM
Bis(2-chloroethyl)ether	U		1,800	µg/Kg-dry	10	12/7/2012 02:30 AM
Bis(2-chloroisopropyl)ether	U		1,800	µg/Kg-dry	10	12/7/2012 02:30 AM
Bis(2-ethylhexyl)phthalate	3,700	U	3,700	µg/Kg-dry	10	12/7/2012 02:30 AM
Butyl benzyl phthalate	1,800	U	1,800	µg/Kg-dry	10	12/7/2012 02:30 AM
Caprolactam	370	J	3,700	µg/Kg-dry	10	12/7/2012 02:30 AM
Carbazole	U		1,800	µg/Kg-dry	10	12/7/2012 02:30 AM
Chrysene	380		340	µg/Kg-dry	10	12/7/2012 02:30 AM
Dibenzo(a,h)anthracene	U		340	µg/Kg-dry	10	12/7/2012 02:30 AM
Dibenzofuran	240	J	1,800	µg/Kg-dry	10	12/7/2012 02:30 AM
Diethyl phthalate	U		3,700	µg/Kg-dry	10	12/7/2012 02:30 AM
Dimethyl phthalate	U		3,700	µg/Kg-dry	10	12/7/2012 02:30 AM
Di-n-butyl phthalate	210	J	3,700	µg/Kg-dry	10	12/7/2012 02:30 AM
Di-n-octyl phthalate	U		1,800	µg/Kg-dry	10	12/7/2012 02:30 AM
Fluoranthene	510		340	µg/Kg-dry	10	12/7/2012 02:30 AM
Fluorene	U		340	µg/Kg-dry	10	12/7/2012 02:30 AM
Hexachlorobenzene	U		1,800	µg/Kg-dry	10	12/7/2012 02:30 AM
Hexachlorobutadiene	U		1,800	µg/Kg-dry	10	12/7/2012 02:30 AM
Hexachlorocyclopentadiene	U		3,700	µg/Kg-dry	10	12/7/2012 02:30 AM
Hexachloroethane	U		1,800	µg/Kg-dry	10	12/7/2012 02:30 AM
Indeno(1,2,3-cd)pyrene	220	J	340	µg/Kg-dry	10	12/7/2012 02:30 AM
Isophorone	U		1,800	µg/Kg-dry	10	12/7/2012 02:30 AM
Naphthalene	U		340	µg/Kg-dry	10	12/7/2012 02:30 AM
Nitrobenzene	U		1,800	µg/Kg-dry	10	12/7/2012 02:30 AM
N-Nitrosodi-n-propylamine	U		1,800	µg/Kg-dry	10	12/7/2012 02:30 AM
N-Nitrosodiphenylamine	U		1,800	µg/Kg-dry	10	12/7/2012 02:30 AM
Pentachlorophenol	U		3,700	µg/Kg-dry	10	12/7/2012 02:30 AM
Phenanthrene	470		340	µg/Kg-dry	10	12/7/2012 02:30 AM
Phenol	U		1,800	µg/Kg-dry	10	12/7/2012 02:30 AM
Pyrene	380		340	µg/Kg-dry	10	12/7/2012 02:30 AM
Surr: 2,4,6-Tribromophenol	101		34-140	%REC	10	12/7/2012 02:30 AM
Surr: 2-Fluorobiphenyl	74.0		12-100	%REC	10	12/7/2012 02:30 AM
Surr: 2-Fluorophenol	72.4		33-117	%REC	10	12/7/2012 02:30 AM
Surr: 4-Terphenyl-d14	76.0		25-137	%REC	10	12/7/2012 02:30 AM
Surr: Nitrobenzene-d5	65.8		37-107	%REC	10	12/7/2012 02:30 AM
Surr: Phenol-d6	75.8		40-106	%REC	10	12/7/2012 02:30 AM

CHROMIUM, HEXAVALENT

SW7196A

Prep Date: 12/6/2012

Analyst: JB

Note: See Qualifiers page for a list of qualifiers and their definitions.

CKS
2-11-2013

ALS Group USA, Corp**Date:** 12-Dec-12**Client:** Oneida Total Integrated Enterprises (OTIE)**Project:** Dixon Road SA**Work Order:** 1212105**Sample ID:** Dixon Road SA D11 4-8'**Lab ID:** 1212105-17**Collection Date:** 12/3/2012 03:57 PM**Matrix:** SOIL

Analyses	Result	Qual	Report Limit	Units	Dilution Factor	Date Analyzed
Chromium, Hexavalent	U		0.55	mg/Kg-dry	1	12/10/2012 11:30 AM
MOISTURE			A2540 G			Analyst: LR
Moisture	11		0.050	% of sample	1	12/6/2012 03:30 PM

Note: See Qualifiers page for a list of qualifiers and their definitions.Ck
2-11-2013

ALS Group USA, Corp

Date: 12-Dec-12

Client: Oneida Total Integrated Enterprises (OTIE)

Project: Dixon Road SA

Work Order: 1212105

Sample ID: Dixon Road SA D12 1-4'

Lab ID: 1212105-18

Collection Date: 12/3/2012 04:15 PM

Matrix: SOIL

Analyses	Result	Qual	Report Limit	Units	Dilution Factor	Date Analyzed
PCBS						
			SW8082		Prep Date: 12/6/2012	Analyst: JD
Aroclor 1016	U		45	µg/Kg-dry	1	12/10/2012 04:25 PM
Aroclor 1221	U		45	µg/Kg-dry	1	12/10/2012 04:25 PM
Aroclor 1232	U		45	µg/Kg-dry	1	12/10/2012 04:25 PM
Aroclor 1242	U		45	µg/Kg-dry	1	12/10/2012 04:25 PM
Aroclor 1248	95,000		2,300	µg/Kg-dry	50	12/11/2012 03:28 PM
Aroclor 1254	23,000		2,300	µg/Kg-dry	50	12/11/2012 03:28 PM
Aroclor 1260	U		45	µg/Kg-dry	1	12/10/2012 04:25 PM
Surr: Decachlorobiphenyl	95.1		40-140	%REC	1	12/10/2012 04:25 PM
Surr: Tetrachloro-m-xylene	101		45-124	%REC	1	12/10/2012 04:25 PM
PESTICIDES						
			SW8081		Prep Date: 12/6/2012	Analyst: JD
4,4'-DDD	U		11	µg/Kg-dry	1	12/11/2012 09:58 PM
4,4'-DDE	U		11	µg/Kg-dry	1	12/11/2012 09:58 PM
4,4'-DDT	U		11	µg/Kg-dry	1	12/11/2012 09:58 PM
Aldrin	U		11	µg/Kg-dry	1	12/11/2012 09:58 PM
alpha-BHC	U		11	µg/Kg-dry	1	12/11/2012 09:58 PM
alpha-Chlordane	U		11	µg/Kg-dry	1	12/11/2012 09:58 PM
beta-BHC	U		11	µg/Kg-dry	1	12/11/2012 09:58 PM
Chlordane, Technical	U		28	µg/Kg-dry	1	12/11/2012 09:58 PM
delta-BHC	U		11	µg/Kg-dry	1	12/11/2012 09:58 PM
Dieldrin	U		570	µg/Kg-dry	50	12/11/2012 10:15 PM
Endosulfan I	U		570	µg/Kg-dry	50	12/11/2012 10:15 PM
Endosulfan II	U		570	µg/Kg-dry	50	12/11/2012 10:15 PM
Endosulfan sulfate	U		570	µg/Kg-dry	50	12/11/2012 10:15 PM
Endrin	U		570	µg/Kg-dry	50	12/11/2012 10:15 PM
Endrin aldehyde	U		570	µg/Kg-dry	50	12/11/2012 10:15 PM
Endrin ketone	U		570	µg/Kg-dry	50	12/11/2012 10:15 PM
gamma-BHC (Lindane)	U		11	µg/Kg-dry	1	12/11/2012 09:58 PM
gamma-Chlordane	U		11	µg/Kg-dry	1	12/11/2012 09:58 PM
Heptachlor	U		11	µg/Kg-dry	1	12/11/2012 09:58 PM
Heptachlor epoxide	U		570	µg/Kg-dry	50	12/11/2012 10:15 PM
Methoxychlor	U		570	µg/Kg-dry	50	12/11/2012 10:15 PM
Toxaphene	U		68	µg/Kg-dry	1	12/11/2012 09:58 PM
Surr: Decachlorobiphenyl	89.1		45-135	%REC	1	12/11/2012 09:58 PM
Surr: Tetrachloro-m-xylene	112		45-124	%REC	1	12/11/2012 09:58 PM
MERCURY BY CVAA						
			SW7471		Prep Date: 12/7/2012	Analyst: LR
Mercury	0.61		0.11	mg/Kg-dry	5	12/10/2012 01:53 PM
METALS BY ICP-MS						
			SW6020A		Prep Date: 12/7/2012	Analyst: CES

Note: See Qualifiers page for a list of qualifiers and their definitions.

CKJ
2-11-2013

ALS Group USA, Corp

Date: 12-Dec-12

Client: Oneida Total Integrated Enterprises (OTIE)

Project: Dixon Road SA

Work Order: 1212105

Sample ID: Dixon Road SA D12 1-4'

Lab ID: 1212105-18

Collection Date: 12/3/2012 04:15 PM

Matrix: SOIL

Analyses	Result	Qual	Report Limit	Units	Dilution Factor	Date Analyzed
Arsenic	22		1.9	mg/Kg-dry	5	12/7/2012 10:17 PM
Barium	520		1.9	mg/Kg-dry	5	12/7/2012 10:17 PM
Cadmium	71		0.76	mg/Kg-dry	5	12/7/2012 10:17 PM
Chromium	210		1.9	mg/Kg-dry	5	12/7/2012 10:17 PM
Lead	2,400	J	19	mg/Kg-dry	50	12/10/2012 02:23 PM
Selenium	1.4	J	1.9	mg/Kg-dry	5	12/7/2012 10:17 PM
Silver	16	J	1.9	mg/Kg-dry	5	12/7/2012 10:17 PM
CHROMIUM, HEXAVALENT			SW7196A		Prep Date: 12/6/2012	Analyst: JB
Chromium, Hexavalent		UJ	0.58	mg/Kg-dry	1	12/7/2012 04:15 PM
MOISTURE			A2540 G			Analyst: LR
Moisture	15		0.050	% of sample	1	12/6/2012 03:30 PM

Note: See Qualifiers page for a list of qualifiers and their definitions.

CKA
2-11-2013

ALS Group USA, Corp

Date: 12-Dec-12

Client: Oneida Total Integrated Enterprises (OTIE)

Project: Dixon Road SA

Work Order: 1212105

Sample ID: Dixon Road SA D12A 1-4'

Lab ID: 1212105-19

Collection Date: 12/3/2012 04:16 PM

Matrix: SOIL

Analyses	Result	Qual	Report Limit	Units	Dilution Factor	Date Analyzed
PCBS						
			SW8082		Prep Date: 12/7/2012	Analyst: JD
Aroclor 1016	U		45	µg/Kg-dry	1	12/10/2012 07:25 PM
Aroclor 1221	U		45	µg/Kg-dry	1	12/10/2012 07:25 PM
Aroclor 1232	U		45	µg/Kg-dry	1	12/10/2012 07:25 PM
Aroclor 1242	U		45	µg/Kg-dry	1	12/10/2012 07:25 PM
Aroclor 1248	43,000		890	µg/Kg-dry	20	12/11/2012 03:47 PM
Aroclor 1254	12,000		890	µg/Kg-dry	20	12/11/2012 03:47 PM
Aroclor 1260	U		45	µg/Kg-dry	1	12/10/2012 07:25 PM
Surr: Decachlorobiphenyl	104		40-140	%REC	1	12/10/2012 07:25 PM
Surr: Tetrachloro-m-xylene	91.1		45-124	%REC	1	12/10/2012 07:25 PM
PESTICIDES						
			SW8081		Prep Date: 12/7/2012	Analyst: JD
4,4'-DDD	U		11	µg/Kg-dry	1	12/11/2012 08:05 AM
4,4'-DDE	U		11	µg/Kg-dry	1	12/11/2012 08:05 AM
4,4'-DDT	U		11	µg/Kg-dry	1	12/11/2012 08:05 AM
Aldrin	U		11	µg/Kg-dry	1	12/11/2012 08:05 AM
alpha-BHC	U		11	µg/Kg-dry	1	12/11/2012 08:05 AM
alpha-Chlordane	U		11	µg/Kg-dry	1	12/11/2012 08:05 AM
beta-BHC	U		11	µg/Kg-dry	1	12/11/2012 08:05 AM
Chlordane, Technical	U		28	µg/Kg-dry	1	12/11/2012 08:05 AM
delta-BHC	U		11	µg/Kg-dry	1	12/11/2012 08:05 AM
Dieldrin	U		220	µg/Kg-dry	20	12/11/2012 10:01 AM
Endosulfan I	U		220	µg/Kg-dry	20	12/11/2012 10:01 AM
Endosulfan II	U		220	µg/Kg-dry	20	12/11/2012 10:01 AM
Endosulfan sulfate	U		220	µg/Kg-dry	20	12/11/2012 10:01 AM
Endrin	U		220	µg/Kg-dry	20	12/11/2012 10:01 AM
Endrin aldehyde	U		220	µg/Kg-dry	20	12/11/2012 10:01 AM
Endrin ketone	U		220	µg/Kg-dry	20	12/11/2012 10:01 AM
gamma-BHC (Lindane)	U		11	µg/Kg-dry	1	12/11/2012 08:05 AM
gamma-Chlordane	U		11	µg/Kg-dry	1	12/11/2012 08:05 AM
Heptachlor	U		11	µg/Kg-dry	1	12/11/2012 08:05 AM
Heptachlor epoxide	U		220	µg/Kg-dry	20	12/11/2012 10:01 AM
Methoxychlor	U		220	µg/Kg-dry	20	12/11/2012 10:01 AM
Toxaphene	U		67	µg/Kg-dry	1	12/11/2012 08:05 AM
Surr: Decachlorobiphenyl	77.1		45-135	%REC	1	12/11/2012 08:05 AM
Surr: Tetrachloro-m-xylene	74.1		45-124	%REC	1	12/11/2012 08:05 AM
MERCURY BY CVAA						
			SW7471		Prep Date: 12/10/2012	Analyst: LR
Mercury	0.99		0.20	mg/Kg-dry	10	12/10/2012 05:20 PM
METALS BY ICP-MS						
			SW6020A		Prep Date: 12/7/2012	Analyst: CES

Note: See Qualifiers page for a list of qualifiers and their definitions.

CKA
2-11-2013

ALS Group USA, Corp

Date: 12-Dec-12

Client: Oneida Total Integrated Enterprises (OTIE)

Project: Dixon Road SA

Work Order: 1212105

Sample ID: Dixon Road SA D12A 1-4'

Lab ID: 1212105-19

Collection Date: 12/3/2012 04:16 PM

Matrix: SOIL

Analyses	Result	Qual	Report Limit	Units	Dilution Factor	Date Analyzed
Arsenic	23		2.2	mg/Kg-dry	5	12/8/2012 04:40 AM
Barium	460		2.2	mg/Kg-dry	5	12/8/2012 04:40 AM
Cadmium	75		0.89	mg/Kg-dry	5	12/8/2012 04:40 AM
Chromium	220		2.2	mg/Kg-dry	5	12/8/2012 04:40 AM
Lead	1,800	J	22	mg/Kg-dry	50	12/10/2012 06:05 PM
Selenium	1.4	J	2.2	mg/Kg-dry	5	12/8/2012 04:40 AM
Silver	18		2.2	mg/Kg-dry	5	12/8/2012 04:40 AM
CHROMIUM, HEXAVALENT			SW7196A		Prep Date: 12/6/2012	Analyst: JB
Chromium, Hexavalent	U		0.58	mg/Kg-dry	1	12/10/2012 11:30 AM
MOISTURE			A2540 G			Analyst: LR
Moisture	15		0.050	% of sample	1	12/6/2012 03:30 PM

Note: See Qualifiers page for a list of qualifiers and their definitions.

CKS
2-11-2013

ALS Group USA, Corp

Date: 12-Dec-12

Client: Oneida Total Integrated Enterprises (OTIE)

Project: Dixon Road SA

Work Order: 1212105

Sample ID: Dixon Road SA D13 1-4'

Lab ID: 1212105-20

Collection Date: 12/3/2012 04:44 PM

Matrix: SOIL

Analyses	Result	Qual	Report Limit	Units	Dilution Factor	Date Analyzed
PCBS						
			SW8082		Prep Date: 12/7/2012	Analyst: JD
Aroclor 1016	U		46	µg/Kg-dry	1	12/10/2012 07:44 PM
Aroclor 1221	U		46	µg/Kg-dry	1	12/10/2012 07:44 PM
Aroclor 1232	U		46	µg/Kg-dry	1	12/10/2012 07:44 PM
Aroclor 1242	U		46	µg/Kg-dry	1	12/10/2012 07:44 PM
Aroclor 1248	25,000		930	µg/Kg-dry	20	12/11/2012 04:06 PM
Aroclor 1254	15,000		930	µg/Kg-dry	20	12/11/2012 04:06 PM
Aroclor 1260	U		46	µg/Kg-dry	1	12/10/2012 07:44 PM
Surr: Decachlorobiphenyl	106		40-140	%REC	1	12/10/2012 07:44 PM
Surr: Tetrachloro-m-xylene	91.1		45-124	%REC	1	12/10/2012 07:44 PM
PESTICIDES						
			SW8081		Prep Date: 12/7/2012	Analyst: JD
4,4'-DDD	U		12	µg/Kg-dry	1	12/11/2012 08:21 AM
4,4'-DDE	U		12	µg/Kg-dry	1	12/11/2012 08:21 AM
4,4'-DDT	U		12	µg/Kg-dry	1	12/11/2012 08:21 AM
Aldrin	U		12	µg/Kg-dry	1	12/11/2012 08:21 AM
alpha-BHC	U		12	µg/Kg-dry	1	12/11/2012 08:21 AM
alpha-Chlordane	U		12	µg/Kg-dry	1	12/11/2012 08:21 AM
beta-BHC	U		12	µg/Kg-dry	1	12/11/2012 08:21 AM
Chlordane, Technical	U		29	µg/Kg-dry	1	12/11/2012 08:21 AM
delta-BHC	U		12	µg/Kg-dry	1	12/11/2012 08:21 AM
Dieldrin	U		230	µg/Kg-dry	20	12/11/2012 10:18 AM
Endosulfan I	U		230	µg/Kg-dry	20	12/11/2012 10:18 AM
Endosulfan II	U		230	µg/Kg-dry	20	12/11/2012 10:18 AM
Endosulfan sulfate	U		230	µg/Kg-dry	20	12/11/2012 10:18 AM
Endrin	U		230	µg/Kg-dry	20	12/11/2012 10:18 AM
Endrin aldehyde	U		230	µg/Kg-dry	20	12/11/2012 10:18 AM
Endrin ketone	U		230	µg/Kg-dry	20	12/11/2012 10:18 AM
gamma-BHC (Lindane)	U		12	µg/Kg-dry	1	12/11/2012 08:21 AM
gamma-Chlordane	U		12	µg/Kg-dry	1	12/11/2012 08:21 AM
Heptachlor	U		12	µg/Kg-dry	1	12/11/2012 08:21 AM
Heptachlor epoxide	U		230	µg/Kg-dry	20	12/11/2012 10:18 AM
Methoxychlor	U		230	µg/Kg-dry	20	12/11/2012 10:18 AM
Toxaphene	U		69	µg/Kg-dry	1	12/11/2012 08:21 AM
Surr: Decachlorobiphenyl	91.1		45-135	%REC	1	12/11/2012 08:21 AM
Surr: Tetrachloro-m-xylene	92.1		45-124	%REC	1	12/11/2012 08:21 AM
MERCURY BY CVAA						
			SW7471		Prep Date: 12/10/2012	Analyst: LR
Mercury	0.80		0.11	mg/Kg-dry	5	12/10/2012 05:28 PM
METALS BY ICP-MS						
			SW6020A		Prep Date: 12/7/2012	Analyst: CES

Note: See Qualifiers page for a list of qualifiers and their definitions.

CKS
2-11-2013

ALS Group USA, Corp
Date: 12-Dec-12

Client: Oneida Total Integrated Enterprises (OTIE)

Project: Dixon Road SA

Work Order: 1212105

Sample ID: Dixon Road SA D13 1-4'

Lab ID: 1212105-20

Collection Date: 12/3/2012 04:44 PM

Matrix: SOIL

Analyses	Result	Qual	Report Limit	Units	Dilution Factor	Date Analyzed
Arsenic	18		2.1	mg/Kg-dry	5	12/8/2012 12:30 AM
Barium	640		2.1	mg/Kg-dry	5	12/8/2012 12:30 AM
Cadmium	34		0.83	mg/Kg-dry	5	12/8/2012 12:30 AM
Chromium	170		2.1	mg/Kg-dry	5	12/8/2012 12:30 AM
Lead	2,100		21	mg/Kg-dry	50	12/10/2012 03:12 PM
Selenium	1.4	J	2.1	mg/Kg-dry	5	12/8/2012 12:30 AM
Silver	6.6		2.1	mg/Kg-dry	5	12/8/2012 12:30 AM
CHROMIUM, HEXAVALENT			SW7196A		Prep Date: 12/6/2012	Analyst: JB
Chromium, Hexavalent	UJ		0.63	mg/Kg-dry	1	12/10/2012 11:30 AM
MOISTURE			A2540 G			Analyst: LR
Moisture	18		0.050	% of sample	1	12/6/2012 03:30 PM

Note: See Qualifiers page for a list of qualifiers and their definitions.

CKS
2-11-2013

ALS Group USA, Corp

Date: 12-Dec-12

Client: Oneida Total Integrated Enterprises (OTIE)

Project: Dixon Road SA

Work Order: 1212105

Sample ID: DR-SUR-01 - TCLP

Lab ID: 1212105-21

Collection Date: 12/3/2012 02:40 PM

Matrix: TCLP EXTRACT

Analyses	Result	Qual	Report Limit	Units	Dilution Factor	Date Analyzed
TCLP MERCURY BY CVAA			SW7470A		Prep Date: 12/7/2012	Analyst: LR
Mercury	0.0020 0.00016 u J		0.0020	mg/L	1	12/7/2012 05:09 PM
TCLP METALS ANALYSIS BY ICP-MS			SW6020A		Prep Date: 12/7/2012	Analyst: RH
Arsenic	U		0.010	mg/L	1	12/7/2012 08:54 PM
Barium	0.81		0.050	mg/L	1	12/7/2012 08:54 PM
Cadmium	0.33		0.0020	mg/L	1	12/7/2012 08:54 PM
Chromium	0.0081	J	0.020	mg/L	1	12/7/2012 08:54 PM
Lead	0.55		0.010	mg/L	1	12/7/2012 08:54 PM
Selenium	0.0046	J	0.020	mg/L	1	12/7/2012 08:54 PM
Silver	0.00028	J	0.0050	mg/L	1	12/7/2012 08:54 PM

Note: See Qualifiers page for a list of qualifiers and their definitions.

CX
2-11-2013

ALS Group USA, Corp

Date: 12-Dec-12

Client: Oneida Total Integrated Enterprises (OTIE)
 Project: Dixon Road SA
 Sample ID: DR-SUR-02 - TCLP
 Collection Date: 12/3/2012 02:46 PM

Work Order: 1212105
 Lab ID: 1212105-22
 Matrix: TCLP EXTRACT

Analyses	Result	Qual	Report Limit	Units	Dilution Factor	Date Analyzed
TCLP MERCURY BY CVAA			SW7470A		Prep Date: 12/7/2012	Analyst: LR
Mercury	0.00016	U J	0.0020	mg/L	1	12/7/2012 05:12 PM
TCLP METALS ANALYSIS BY ICP-MS			SW6020A		Prep Date: 12/7/2012	Analyst: RH
Arsenic	U		0.010	mg/L	1	12/7/2012 09:15 PM
Barium	1.2		0.050	mg/L	1	12/7/2012 09:15 PM
Cadmium	0.15		0.0020	mg/L	1	12/7/2012 09:15 PM
Chromium	0.0049	J	0.020	mg/L	1	12/7/2012 09:15 PM
Lead	0.39		0.010	mg/L	1	12/7/2012 09:15 PM
Selenium	U		0.020	mg/L	1	12/7/2012 09:15 PM
Silver	U		0.0050	mg/L	1	12/7/2012 09:15 PM

Note: See Qualifiers page for a list of qualifiers and their definitions.

CKS
 2-11-2013

ALS Group USA, Corp

Date: 12-Dec-12

Client: Oneida Total Integrated Enterprises (OTIE)

Project: Dixon Road SA

Work Order: 1212105

Sample ID: DR-SUR-03 - TCLP

Lab ID: 1212105-23

Collection Date: 12/3/2012 03:04 PM

Matrix: TCLP EXTRACT

Analyses	Result	Qual	Report Limit	Units	Dilution Factor	Date Analyzed
TCLP MERCURY BY CVAA			SW7470A		Prep Date: 12/7/2012	Analyst: LR
Mercury	0.00014	U J	0.0020	mg/L	1	12/7/2012 05:14 PM
TCLP METALS ANALYSIS BY ICP-MS			SW6020A		Prep Date: 12/7/2012	Analyst: RH
Arsenic	U		0.010	mg/L	1	12/7/2012 09:20 PM
Barium	0.27		0.050	mg/L	1	12/7/2012 09:20 PM
Cadmium	0.12		0.0020	mg/L	1	12/7/2012 09:20 PM
Chromium	0.0030	J	0.020	mg/L	1	12/7/2012 09:20 PM
Lead	5.4	*	0.010	mg/L	1	12/7/2012 09:20 PM
Selenium	0.0042	J	0.020	mg/L	1	12/7/2012 09:20 PM
Silver	U		0.0050	mg/L	1	12/7/2012 09:20 PM

Note: See Qualifiers page for a list of qualifiers and their definitions.

CK
2-11-2013

ALS Group USA, Corp

Date: 12-Dec-12

Client: Oneida Total Integrated Enterprises (OTIE)

Project: Dixon Road SA

Work Order: 1212105

Sample ID: DR-SUR-04 - TCLP

Lab ID: 1212105-24

Collection Date: 12/3/2012 03:23 PM

Matrix: TCLP EXTRACT

Analyses	Result	Qual	Report Limit	Units	Dilution Factor	Date Analyzed
TCLP MERCURY BY CVAA			SW7470A		Prep Date: 12/7/2012	Analyst: LR
Mercury	0.0020 0.0015 (U)		0.0020	mg/L	1	12/7/2012 05:16 PM
TCLP METALS ANALYSIS BY ICP-MS			SW6020A		Prep Date: 12/7/2012	Analyst: RH
Arsenic	U		0.010	mg/L	1	12/7/2012 09:25 PM
Barium	1.2		0.050	mg/L	1	12/7/2012 09:25 PM
Cadmium	0.083		0.0020	mg/L	1	12/7/2012 09:25 PM
Chromium	0.0051	J	0.020	mg/L	1	12/7/2012 09:25 PM
Lead	3.3		0.010	mg/L	1	12/7/2012 09:25 PM
Selenium	U		0.020	mg/L	1	12/7/2012 09:25 PM
Silver	U		0.0050	mg/L	1	12/7/2012 09:25 PM

Note: See Qualifiers page for a list of qualifiers and their definitions.

CU
2-11-2013

ALS Group USA, Corp

Date: 12-Dec-12

Client: Oneida Total Integrated Enterprises (OTIE)
Project: Dixon Road SA
Sample ID: DR-SUR-05 - TCLP
Collection Date: 12/3/2012 03:30 PM

Work Order: 1212105
Lab ID: 1212105-25
Matrix: TCLP EXTRACT

Analyses	Result	Qual	Report Limit	Units	Dilution Factor	Date Analyzed
TCLP MERCURY BY CVAA			SW7470A		Prep Date: 12/7/2012	Analyst: LR
Mercury	0.0020 0.0013	UJ	0.0020	mg/L	1	12/7/2012 05:18 PM
TCLP METALS ANALYSIS BY ICP-MS			SW6020A		Prep Date: 12/7/2012	Analyst: RH
Arsenic	U		0.010	mg/L	1	12/7/2012 09:30 PM
Barium	0.41		0.050	mg/L	1	12/7/2012 09:30 PM
Cadmium	0.13		0.0020	mg/L	1	12/7/2012 09:30 PM
Chromium	0.035		0.020	mg/L	1	12/7/2012 09:30 PM
Lead	0.69		0.010	mg/L	1	12/7/2012 09:30 PM
Selenium	0.0050	J	0.020	mg/L	1	12/7/2012 09:30 PM
Silver	U		0.0050	mg/L	1	12/7/2012 09:30 PM

Note: See Qualifiers page for a list of qualifiers and their definitions.

CKA
2-11-2013

ALS Group USA, Corp

Date: 12-Dec-12

Client: Oneida Total Integrated Enterprises (OTIE)

Project: Dixon Road SA

Work Order: 1212105

Sample ID: DR-SUR-06 - TCLP

Lab ID: 1212105-26

Collection Date: 12/3/2012 03:38 PM

Matrix: TCLP EXTRACT

Analyses	Result	Qual	Report Limit	Units	Dilution Factor	Date Analyzed
TCLP MERCURY BY CVAA			SW7470A		Prep Date: 12/7/2012	Analyst: LR
Mercury	0.0020 0.00010	UJ	0.0020	mg/L	1	12/7/2012 05:20 PM
TCLP METALS ANALYSIS BY ICP-MS			SW6020A		Prep Date: 12/7/2012	Analyst: RH
Arsenic	U		0.010	mg/L	1	12/7/2012 09:35 PM
Barium	0.93		0.050	mg/L	1	12/7/2012 09:35 PM
Cadmium	0.19		0.0020	mg/L	1	12/7/2012 09:35 PM
Chromium	0.0038	J	0.020	mg/L	1	12/7/2012 09:35 PM
Lead	1.5		0.010	mg/L	1	12/7/2012 09:35 PM
Selenium	0.0047	J	0.020	mg/L	1	12/7/2012 09:35 PM
Silver	U		0.0050	mg/L	1	12/7/2012 09:35 PM

Note: See Qualifiers page for a list of qualifiers and their definitions.

CXA
2-11-2013

ALS Group USA, Corp

Date: 12-Dec-12

Client: Oneida Total Integrated Enterprises (OTIE)
Project: Dixon Road SA
Sample ID: DR-SUR-07 - TCLP
Collection Date: 12/3/2012 03:50 PM

Work Order: 1212105
Lab ID: 1212105-27
Matrix: TCLP EXTRACT

Analyses	Result	Qual	Report Limit	Units	Dilution Factor	Date Analyzed
TCLP MERCURY BY CVAA			SW7470A		Prep Date: 12/7/2012	Analyst: LR
Mercury	0.0020 0.00018	U J	0.0020	mg/L	1	12/7/2012 05:22 PM
TCLP METALS ANALYSIS BY ICP-MS			SW6020A		Prep Date: 12/7/2012	Analyst: RH
Arsenic	U		0.010	mg/L	1	12/7/2012 09:40 PM
Barium	1.0		0.050	mg/L	1	12/7/2012 09:40 PM
Cadmium	0.016		0.0020	mg/L	1	12/7/2012 09:40 PM
Chromium	0.051		0.020	mg/L	1	12/7/2012 09:40 PM
Lead	19	*	0.10	mg/L	10	12/10/2012 03:42 PM
Selenium	0.0048	J	0.020	mg/L	1	12/7/2012 09:40 PM
Silver	U		0.0050	mg/L	1	12/7/2012 09:40 PM

Note: See Qualifiers page for a list of qualifiers and their definitions.

CXS
2-11-2013

ALS Group USA, Corp

Date: 12-Dec-12

Client: Oneida Total Integrated Enterprises (OTIE)

Project: Dixon Road SA

Work Order: 1212105

Sample ID: DR-SUR-08 - TCLP

Lab ID: 1212105-28

Collection Date: 12/3/2012 04:00 PM

Matrix: TCLP EXTRACT

Analyses	Result	Qual	Report Limit	Units	Dilution Factor	Date Analyzed
TCLP MERCURY BY CVAA			SW7470A		Prep Date: 12/7/2012	Analyst: LR
Mercury	0.00017	U	0.0020	mg/L	1	12/7/2012 05:24 PM
TCLP METALS ANALYSIS BY ICP-MS			SW6020A		Prep Date: 12/7/2012	Analyst: RH
Arsenic	U		0.010	mg/L	1	12/7/2012 09:45 PM
Barium	0.88		0.050	mg/L	1	12/7/2012 09:45 PM
Cadmium	2.3	*	0.0020	mg/L	1	12/7/2012 09:45 PM
Chromium	0.0037	J	0.020	mg/L	1	12/7/2012 09:45 PM
Lead	8.0	*	0.010	mg/L	1	12/7/2012 09:45 PM
Selenium	0.0042	J	0.020	mg/L	1	12/7/2012 09:45 PM
Silver	U		0.0050	mg/L	1	12/7/2012 09:45 PM

Note: See Qualifiers page for a list of qualifiers and their definitions.

CKS
2-11-2013

ALS Group USA, Corp

Date: 12-Dec-12

Client: Oneida Total Integrated Enterprises (OTIE)
Project: Dixon Road SA
Sample ID: DR-SUR-09 - TCLP
Collection Date: 12/3/2012 02:43 PM

Work Order: 1212105
Lab ID: 1212105-29
Matrix: TCLP EXTRACT

Analyses	Result	Qual	Report Limit	Units	Dilution Factor	Date Analyzed
TCLP MERCURY BY CVAA			SW7470A			
Mercury	0.0020 0.00012 UJ		0.0020	mg/L	1	Prep Date: 12/7/2012 Analyst: LR 12/7/2012 05:26 PM
TCLP METALS ANALYSIS BY ICP-MS			SW6020A			
Arsenic	U		0.010	mg/L	1	12/7/2012 09:50 PM
Barium	0.98		0.050	mg/L	1	12/7/2012 09:50 PM
Cadmium	0.20		0.0020	mg/L	1	12/7/2012 09:50 PM
Chromium	0.0021	J	0.020	mg/L	1	12/7/2012 09:50 PM
Lead	4.5		0.010	mg/L	1	12/7/2012 09:50 PM
Selenium	0.0062	J	0.020	mg/L	1	12/7/2012 09:50 PM
Silver	U		0.0050	mg/L	1	12/7/2012 09:50 PM

Note: See Qualifiers page for a list of qualifiers and their definitions.

CKS
2-11-2013

ALS Group USA, Corp

Date: 12-Dec-12

Client: Oneida Total Integrated Enterprises (OTIE)

Project: Dixon Road SA

Work Order: 1212105

Sample ID: Dixon Road SA D3 1-4' - TCLP

Lab ID: 1212105-30

Collection Date: 12/3/2012 02:20 PM

Matrix: TCLP EXTRACT

Analyses	Result	Qual	Report Limit	Units	Dilution Factor	Date Analyzed
TCLP MERCURY BY CVAA			SW7470A		Prep Date: 12/7/2012	Analyst: LR
Mercury	0.0020 0.00014 U J		0.0020	mg/L	1	12/7/2012 05:28 PM
TCLP METALS ANALYSIS BY ICP-MS			SW6020A		Prep Date: 12/7/2012	Analyst: RH
Arsenic	U		0.010	mg/L	1	12/7/2012 09:55 PM
Barium	0.87		0.050	mg/L	1	12/7/2012 09:55 PM
Cadmium	0.12		0.0020	mg/L	1	12/7/2012 09:55 PM
Chromium	0.0023	J	0.020	mg/L	1	12/7/2012 09:55 PM
Lead	0.47		0.010	mg/L	1	12/7/2012 09:55 PM
Selenium	U		0.020	mg/L	1	12/7/2012 09:55 PM
Silver	U		0.0050	mg/L	1	12/7/2012 09:55 PM

Note: See Qualifiers page for a list of qualifiers and their definitions.

Cks
2-11-2013

ALS Group USA, Corp

Date: 12-Dec-12

Client: Oneida Total Integrated Enterprises (OTIE)

Project: Dixon Road SA

Work Order: 1212105

Sample ID: Dixon Road SA D3 4-8' - TCLP

Lab ID: 1212105-31

Collection Date: 12/3/2012 02:30 PM

Matrix: TCLP EXTRACT

Analyses	Result	Qual	Report Limit	Units	Dilution Factor	Date Analyzed
TCLP MERCURY BY CVAA						
Mercury	0.0020 0.0022 U J		SW7470A 0.0020	mg/L	Prep Date: 12/7/2012 1	Analyst: LR 12/7/2012 05:37 PM
TCLP METALS ANALYSIS BY ICP-MS						
Arsenic	U		SW6020A 0.010	mg/L	Prep Date: 12/7/2012 1	Analyst: RH 12/7/2012 10:01 PM
Barium	0.75		0.050	mg/L	1	12/7/2012 10:01 PM
Cadmium	0.054		0.0020	mg/L	1	12/7/2012 10:01 PM
Chromium	0.0018	J	0.020	mg/L	1	12/7/2012 10:01 PM
Lead	0.14		0.010	mg/L	1	12/7/2012 10:01 PM
Selenium	U		0.020	mg/L	1	12/7/2012 10:01 PM
Silver	U		0.0050	mg/L	1	12/7/2012 10:01 PM
TCLP SEMI-VOLATILE ORGANICS						
			SW8270		Prep Date: 12/7/2012	Analyst: RM
1,4-Dichlorobenzene	U		100	µg/L	1	12/8/2012 12:19 PM
2,4,5-Trichlorophenol	U		100	µg/L	1	12/8/2012 12:19 PM
2,4,6-Trichlorophenol	U		100	µg/L	1	12/8/2012 12:19 PM
2,4-Dinitrotoluene	U		100	µg/L	1	12/8/2012 12:19 PM
Hexachloro-1,3-butadiene	U		100	µg/L	1	12/8/2012 12:19 PM
Hexachlorobenzene	U		100	µg/L	1	12/8/2012 12:19 PM
Hexachloroethane	U		100	µg/L	1	12/8/2012 12:19 PM
m-Cresol	U		100	µg/L	1	12/8/2012 12:19 PM
Nitrobenzene	U		100	µg/L	1	12/8/2012 12:19 PM
o-Cresol	U		100	µg/L	1	12/8/2012 12:19 PM
p-Cresol	U		100	µg/L	1	12/8/2012 12:19 PM
Pentachlorophenol	U		400	µg/L	1	12/8/2012 12:19 PM
Pyridine	U		400	µg/L	1	12/8/2012 12:19 PM
Surr: 2,4,6-Tribromophenol	75.4		21-125	%REC	1	12/8/2012 12:19 PM
Surr: 2-Fluorobiphenyl	67.3		39-94	%REC	1	12/8/2012 12:19 PM
Surr: 2-Fluorophenol	40.8		10-75	%REC	1	12/8/2012 12:19 PM
Surr: 4-Terphenyl-d14	103		26-119	%REC	1	12/8/2012 12:19 PM
Surr: Nitrobenzene-d5	64.1		41-104	%REC	1	12/8/2012 12:19 PM
Surr: Phenol-d6	23.6		11-50	%REC	1	12/8/2012 12:19 PM

Note: See Qualifiers page for a list of qualifiers and their definitions.

Ckd
2-11-2013

ALS Group USA, Corp

Date: 12-Dec-12

Client: Oneida Total Integrated Enterprises (OTIE)

Project: Dixon Road SA

Work Order: 1212105

Sample ID: Dixon Road SA D3 8-12' - TCLP

Lab ID: 1212105-32

Collection Date: 12/3/2012 02:34 PM

Matrix: TCLP EXTRACT

Analyses	Result	Qual	Report Limit	Units	Dilution Factor	Date Analyzed
TCLP MERCURY BY CVAA			SW7470A			
Mercury	0.00078	J	0.0020	mg/L	1	12/7/2012 05:39 PM
TCLP METALS ANALYSIS BY ICP-MS			SW6020A			
Arsenic	0.0080	J	0.010	mg/L	1	12/7/2012 10:31 PM
Barium	1.0		0.050	mg/L	1	12/7/2012 10:31 PM
Cadmium	U		0.0020	mg/L	1	12/7/2012 10:31 PM
Chromium	0.00098	J	0.020	mg/L	1	12/7/2012 10:31 PM
Lead	0.0082	J	0.010	mg/L	1	12/7/2012 10:31 PM
Selenium	U		0.020	mg/L	1	12/7/2012 10:31 PM
Silver	U		0.0050	mg/L	1	12/7/2012 10:31 PM

Note: See Qualifiers page for a list of qualifiers and their definitions.

CXA
2-11-2013

ALS Group USA, Corp

Date: 12-Dec-12

Client: Oneida Total Integrated Enterprises (OTIE)

Project: Dixon Road SA

Work Order: 1212105

Sample ID: Dixon Road SA D4 1-4' - TCLP

Lab ID: 1212105-33

Collection Date: 12/3/2012 02:48 PM

Matrix: TCLP EXTRACT

Analyses	Result	Qual	Report Limit	Units	Dilution Factor	Date Analyzed
TCLP MERCURY BY CVAA			SW7470A		Prep Date: 12/7/2012	Analyst: LR
Mercury	0.0020 0.00014 u J		0.0020	mg/L	1	12/7/2012 05:41 PM
TCLP METALS ANALYSIS BY ICP-MS			SW6020A		Prep Date: 12/7/2012	Analyst: RH
Arsenic	U		0.010	mg/L	1	12/7/2012 10:36 PM
Barium	1.1		0.050	mg/L	1	12/7/2012 10:36 PM
Cadmium	0.099		0.0020	mg/L	1	12/7/2012 10:36 PM
Chromium	0.0010	J	0.020	mg/L	1	12/7/2012 10:36 PM
Lead	1.8		0.010	mg/L	1	12/7/2012 10:36 PM
Selenium	0.0050	J	0.020	mg/L	1	12/7/2012 10:36 PM
Silver	U		0.0050	mg/L	1	12/7/2012 10:36 PM

Note: See Qualifiers page for a list of qualifiers and their definitions.

Cks
2-11-2013

ALS Group USA, Corp

Date: 12-Dec-12

Client: Oneida Total Integrated Enterprises (OTIE)

Project: Dixon Road SA

Work Order: 1212105

Sample ID: Dixon Road SA D6 1-4' - TCLP

Lab ID: 1212105-34

Collection Date: 12/3/2012 02:59 PM

Matrix: TCLP EXTRACT

Analyses	Result	Qual	Report Limit	Units	Dilution Factor	Date Analyzed
TCLP MERCURY BY CVAA						
Mercury	0.0020 0.00014 UJ		SW7470A 0.0020	mg/L	Prep Date: 12/7/2012 1	Analyst: LR 12/7/2012 05:43 PM
TCLP METALS ANALYSIS BY ICP-MS						
Arsenic	U		0.010	mg/L	1	12/7/2012 10:41 PM
Barium	0.54		0.050	mg/L	1	12/7/2012 10:41 PM
Cadmium	0.49		0.0020	mg/L	1	12/7/2012 10:41 PM
Chromium	0.00090	J	0.020	mg/L	1	12/7/2012 10:41 PM
Lead	0.34		0.010	mg/L	1	12/7/2012 10:41 PM
Selenium	0.0062	J	0.020	mg/L	1	12/7/2012 10:41 PM
Silver	U		0.0050	mg/L	1	12/7/2012 10:41 PM

Note: See Qualifiers page for a list of qualifiers and their definitions.

CKA
2-11-2013

ALS Group USA, Corp

Date: 12-Dec-12

Client: Oneida Total Integrated Enterprises (OTIE)

Project: Dixon Road SA

Work Order: 1212105

Sample ID: Dixon Road SA D6 4-8' - TCLP

Lab ID: 1212105-35

Collection Date: 12/3/2012 03:09 PM

Matrix: TCLP EXTRACT

Analyses	Result	Qual	Report Limit	Units	Dilution Factor	Date Analyzed
TCLP MERCURY BY CVAA						
Mercury	0.0020 0.00014 U J		SW7470A 0.0020	mg/L	Prep Date: 12/10/2012 1	Analyst: LR 12/10/2012 02:57 PM
TCLP METALS ANALYSIS BY ICP-MS						
Arsenic	U		SW6020A 0.010	mg/L	Prep Date: 12/7/2012 1	Analyst: RH 12/7/2012 10:46 PM
Barium	0.51		0.050	mg/L	1	12/7/2012 10:46 PM
Cadmium	0.19		0.0020	mg/L	1	12/7/2012 10:46 PM
Chromium	0.0030	J	0.020	mg/L	1	12/7/2012 10:46 PM
Lead	0.87		0.010	mg/L	1	12/7/2012 10:46 PM
Selenium	0.0057	J	0.020	mg/L	1	12/7/2012 10:46 PM
Silver	U		0.0050	mg/L	1	12/7/2012 10:46 PM

Note: See Qualifiers page for a list of qualifiers and their definitions.

CK2

2-11-2013

ALS Group USA, Corp

Date: 12-Dec-12

Client: Oneida Total Integrated Enterprises (OTIE)

Project: Dixon Road SA

Work Order: 1212105

Sample ID: Dixon Road SA D7 1-4' - TCLP

Lab ID: 1212105-36

Collection Date: 12/3/2012 03:17 PM

Matrix: TCLP EXTRACT

Analyses	Result	Qual	Report Limit	Units	Dilution Factor	Date Analyzed
TCLP MERCURY BY CVAA			SW7470A			
Mercury	0.0020 0.0015 UJ		0.0020	mg/L	1	Prep Date: 12/10/2012 Analyst: LR 12/10/2012 02:59 PM
TCLP METALS ANALYSIS BY ICP-MS			SW6020A			
Arsenic	U		0.010	mg/L	1	Prep Date: 12/7/2012 Analyst: RH 12/7/2012 10:52 PM
Barium	0.77		0.050	mg/L	1	12/7/2012 10:52 PM
Cadmium	0.15		0.0020	mg/L	1	12/7/2012 10:52 PM
Chromium	0.0032	J	0.020	mg/L	1	12/7/2012 10:52 PM
Lead	0.33		0.010	mg/L	1	12/7/2012 10:52 PM
Selenium	0.0063	J	0.020	mg/L	1	12/7/2012 10:52 PM
Silver	U		0.0050	mg/L	1	12/7/2012 10:52 PM

Note: See Qualifiers page for a list of qualifiers and their definitions.

CXA
2-11-2013

ALS Group USA, Corp

Date: 12-Dec-12

Client: Oneida Total Integrated Enterprises (OTIE)
Project: Dixon Road SA
Sample ID: Dixon Road SA D11 4-8' - TCLP
Collection Date: 12/3/2012 03:57 PM

Work Order: 1212105
Lab ID: 1212105-37
Matrix: TCLP EXTRACT

Analyses	Result	Qual	Report Limit	Units	Dilution Factor	Date Analyzed
TCLP MERCURY BY CVAA						
Mercury	0.0020 0.0020	U	SW7470A 0.0020	mg/L	Prep Date: 12/10/2012 1	Analyst: LR 12/10/2012 03:01 PM
TCLP METALS ANALYSIS BY ICP-MS						
Arsenic	U		SW6020A 0.010	mg/L	Prep Date: 12/7/2012 1	Analyst: RH 12/7/2012 10:57 PM
Barium	1.2		0.050	mg/L	1	12/7/2012 10:57 PM
Cadmium	0.071		0.0020	mg/L	1	12/7/2012 10:57 PM
Chromium	0.0032	J	0.020	mg/L	1	12/7/2012 10:57 PM
Lead	0.13		0.010	mg/L	1	12/7/2012 10:57 PM
Selenium	0.0056	J	0.020	mg/L	1	12/7/2012 10:57 PM
Silver	U		0.0050	mg/L	1	12/7/2012 10:57 PM
TCLP SEMI-VOLATILE ORGANICS						
1,4-Dichlorobenzene	U		SW8270 100	µg/L	Prep Date: 12/7/2012 1	Analyst: RM 12/8/2012 12:44 PM
2,4,5-Trichlorophenol	U		100	µg/L	1	12/8/2012 12:44 PM
2,4,6-Trichlorophenol	U		100	µg/L	1	12/8/2012 12:44 PM
2,4-Dinitrotoluene	U		100	µg/L	1	12/8/2012 12:44 PM
Hexachloro-1,3-butadiene	U		100	µg/L	1	12/8/2012 12:44 PM
Hexachlorobenzene	U		100	µg/L	1	12/8/2012 12:44 PM
Hexachloroethane	U		100	µg/L	1	12/8/2012 12:44 PM
m-Cresol	U		100	µg/L	1	12/8/2012 12:44 PM
Nitrobenzene	U		100	µg/L	1	12/8/2012 12:44 PM
o-Cresol	U		100	µg/L	1	12/8/2012 12:44 PM
p-Cresol	U		100	µg/L	1	12/8/2012 12:44 PM
Pentachlorophenol	U		400	µg/L	1	12/8/2012 12:44 PM
Pyridine	U		400	µg/L	1	12/8/2012 12:44 PM
Surr: 2,4,6-Tribromophenol	72.5		21-125	%REC	1	12/8/2012 12:44 PM
Surr: 2-Fluorobiphenyl	66.3		39-94	%REC	1	12/8/2012 12:44 PM
Surr: 2-Fluorophenol	37.5		10-75	%REC	1	12/8/2012 12:44 PM
Surr: 4-Terphenyl-d14	105		26-119	%REC	1	12/8/2012 12:44 PM
Surr: Nitrobenzene-d5	63.2		41-104	%REC	1	12/8/2012 12:44 PM
Surr: Phenol-d6	21.0		11-50	%REC	1	12/8/2012 12:44 PM

Note: See Qualifiers page for a list of qualifiers and their definitions.

CKA
2-11-2013

ALS Group USA, Corp

Date: 12-Dec-12

Client: Oneida Total Integrated Enterprises (OTIE)

Project: Dixon Road SA

Work Order: 1212105

Sample ID: Dixon Road SA D12 1-4' - TCLP

Lab ID: 1212105-38

Collection Date: 12/3/2012 04:15 PM

Matrix: TCLP EXTRACT

Analyses	Result	Qual	Report Limit	Units	Dilution Factor	Date Analyzed
TCLP MERCURY BY CVAA			SW7470A			
Mercury	0.0020 0.00017 UJ		0.0020	mg/L	1	Prep Date: 12/7/2012 Analyst: LR 12/7/2012 04:51 PM
TCLP METALS ANALYSIS BY ICP-MS			SW6020A			
Arsenic	U		0.010	mg/L	1	12/7/2012 11:02 PM
Barium	1.5		0.050	mg/L	1	12/7/2012 11:02 PM
Cadmium	0.93		0.0020	mg/L	1	12/7/2012 11:02 PM
Chromium	0.0019	J	0.020	mg/L	1	12/7/2012 11:02 PM
Lead	1.0		0.010	mg/L	1	12/7/2012 11:02 PM
Selenium	0.0070	J	0.020	mg/L	1	12/7/2012 11:02 PM
Silver	U		0.0050	mg/L	1	12/7/2012 11:02 PM

Note: See Qualifiers page for a list of qualifiers and their definitions.

CK2
2-11-2013

ALS Group USA, Corp

Date: 12-Dec-12

Client: Oneida Total Integrated Enterprises (OTIE)
Project: Dixon Road SA
Sample ID: Dixon Road SA D12A 1-4' - TCLP
Collection Date: 12/3/2012 04:16 PM

Work Order: 1212105
Lab ID: 1212105-39
Matrix: TCLP EXTRACT

Analyses	Result	Qual	Report Limit	Units	Dilution Factor	Date Analyzed
TCLP MERCURY BY CVAA						
Mercury	0.0020 -0.00015	UJ	SW7470A 0.0020	mg/L	Prep Date: 12/10/2012 1	Analyst: LR 12/10/2012 03:03 PM
TCLP METALS ANALYSIS BY ICP-MS						
Arsenic	U		0.010	mg/L	Prep Date: 12/7/2012 1	Analyst: RH 12/7/2012 11:17 PM
Barium	1.0		0.050	mg/L	1	12/7/2012 11:17 PM
Cadmium	2.2	*	0.0020	mg/L	1	12/7/2012 11:17 PM
Chromium	0.0043	J	0.020	mg/L	1	12/7/2012 11:17 PM
Lead	1.2		0.010	mg/L	1	12/7/2012 11:17 PM
Selenium	0.0067	J	0.020	mg/L	1	12/7/2012 11:17 PM
Silver	0.00037	J	0.0050	mg/L	1	12/7/2012 11:17 PM

Note: See Qualifiers page for a list of qualifiers and their definitions.

CKA
2-11-2013

ALS Group USA, Corp

Date: 12-Dec-12

Client: Oneida Total Integrated Enterprises (OTIE)

Project: Dixon Road SA

Work Order: 1212105

Sample ID: Dixon Road SA D13 1-4' - TCLP

Lab ID: 1212105-40

Collection Date: 12/3/2012 04:44 PM

Matrix: TCLP EXTRACT

Analyses	Result	Qual	Report Limit	Units	Dilution Factor	Date Analyzed
TCLP MERCURY BY CVAA			SW7470A		Prep Date: 12/10/2012	Analyst: LR
Mercury	0.0020 0.00015 UJ		0.0020	mg/L	1	12/10/2012 03:11 PM
TCLP METALS ANALYSIS BY ICP-MS			SW6020A		Prep Date: 12/7/2012	Analyst: RH
Arsenic	U		0.010	mg/L	1	12/8/2012 01:04 AM
Barium	1.2		0.050	mg/L	1	12/8/2012 01:04 AM
Cadmium	0.15		0.0020	mg/L	1	12/8/2012 01:04 AM
Chromium	0.0066	J	0.020	mg/L	1	12/8/2012 01:04 AM
Lead	0.61		0.010	mg/L	1	12/8/2012 01:04 AM
Selenium	U		0.020	mg/L	1	12/8/2012 01:04 AM
Silver	U		0.0050	mg/L	1	12/8/2012 01:04 AM

Note: See Qualifiers page for a list of qualifiers and their definitions.

CKS
2-11-2013

ALS Group USA, Corp

Date: 12-Dec-12

Client: Oneida Total Integrated Enterprises (OTIE)
Work Order: 1212105
Project: Dixon Road SA

QC BATCH REPORT

Batch ID: **45199** Instrument ID **GC12** Method: **SW8082**

MBLK Sample ID: PBLKS1-45199-45199				Units: µg/Kg			Analysis Date: 12/10/2012 10:07 A			
Client ID:		Run ID: GC12_121210A		SeqNo: 2165467		Prep Date: 12/6/2012		DF: 1		
Analyte	Result	PQL	SPK Val	SPK Ref Value	%REC	Control Limit	RPD Ref Value	%RPD	RPD Limit	Qual
Aroclor 1016	U	40								
Aroclor 1221	U	40								
Aroclor 1232	U	40								
Aroclor 1242	U	40								
Aroclor 1248	U	40								
Aroclor 1254	U	40								
Aroclor 1260	U	40								
Surr: Decachlorobiphenyl	36.67	0	33.3	0	110	40-140	0			
Surr: Tetrachloro-m-xylene	32	0	33.3	0	96.1	45-124	0			

LCS Sample ID: PLCSS1-45199-45199				Units: µg/Kg			Analysis Date: 12/10/2012 10:26 A			
Client ID:		Run ID: GC12_121210A		SeqNo: 2165468		Prep Date: 12/6/2012		DF: 1		
Analyte	Result	PQL	SPK Val	SPK Ref Value	%REC	Control Limit	RPD Ref Value	%RPD	RPD Limit	Qual
Aroclor 1016	954.3	40	833	0	115	50-130	0			
Aroclor 1260	944.7	40	833	0	113	50-130	0			
Surr: Decachlorobiphenyl	37.33	0	33.3	0	112	40-140	0			
Surr: Tetrachloro-m-xylene	34.67	0	33.3	0	104	45-124	0			

MS Sample ID: 1212105-18A MS				Units: µg/Kg			Analysis Date: 12/10/2012 04:45 PM			
Client ID: Dixon Road SA D12 1-4'		Run ID: GC12_121210A		SeqNo: 2165465		Prep Date: 12/6/2012		DF: 1		
Analyte	Result	PQL	SPK Val	SPK Ref Value	%REC	Control Limit	RPD Ref Value	%RPD	RPD Limit	Qual
Aroclor 1016	54830	38	798.1	0	6870	40-140	0			SE
Aroclor 1260	5658	38	798.1	0	709	40-140	0			SE
Surr: Decachlorobiphenyl	36.09	0	31.9	0	113	40-140	0			
Surr: Tetrachloro-m-xylene	31.94	0	31.9	0	100	45-124	0			

MSD Sample ID: 1212105-18A MSD				Units: µg/Kg			Analysis Date: 12/10/2012 05:05 PM			
Client ID: Dixon Road SA D12 1-4'		Run ID: GC12_121210A		SeqNo: 2165466		Prep Date: 12/6/2012		DF: 1		
Analyte	Result	PQL	SPK Val	SPK Ref Value	%REC	Control Limit	RPD Ref Value	%RPD	RPD Limit	Qual
Aroclor 1016	48310	40	827.5	0	5840	40-140	54830	12.6	50	SE
Aroclor 1260	4982	40	827.5	0	602	40-140	5658	12.7	50	SE
Surr: Decachlorobiphenyl	38.41	0	33.08	0	116	40-140	36.09	6.23	50	
Surr: Tetrachloro-m-xylene	32.12	0	33.08	0	97.1	45-124	31.94	0.57	50	

Note: See Qualifiers Page for a list of Qualifiers and their explanation.

Client: Oneida Total Integrated Enterprises (OTIE)
Work Order: 1212105
Project: Dixon Road SA

QC BATCH REPORT

Batch ID: **45199** Instrument ID **GC12** Method: **SW8082**

The following samples were analyzed in this batch:

1212105-01A	1212105-02A	1212105-03A
1212105-04A	1212105-05A	1212105-06A
1212105-07A	1212105-08A	1212105-09A
1212105-10A	1212105-11A	1212105-12A
1212105-13A	1212105-14A	1212105-15A
1212105-16A	1212105-18A	

Note: See Qualifiers Page for a list of Qualifiers and their explanation.

Client: Oneida Total Integrated Enterprises (OTIE)
Work Order: 1212105
Project: Dixon Road SA

QC BATCH REPORT

Batch ID: **45200** Instrument ID **GC4** Method: **SW8081**

MBLK		Sample ID: PBLKS1-45200-45200				Units: µg/Kg		Analysis Date: 12/11/2012 10:34 A		
Client ID:		Run ID: GC4_121210B				SeqNo: 2166058		Prep Date: 12/6/2012		DF: 1
Analyte	Result	PQL	SPK Val	SPK Ref Value	%REC	Control Limit	RPD Ref Value	%RPD	RPD Limit	Qual
4,4'-DDD	U	10								
4,4'-DDE	U	10								
4,4'-DDT	U	10								
Aldrin	U	10								
alpha-BHC	U	10								
alpha-Chlordane	U	10								
beta-BHC	U	10								
Chlordane, Technical	U	25								
delta-BHC	U	10								
Dieldrin	U	10								
Endosulfan I	U	10								
Endosulfan II	U	10								
Endosulfan sulfate	U	10								
Endrin	U	10								
Endrin aldehyde	U	10								
Endrin ketone	U	10								
gamma-BHC (Lindane)	U	10								
gamma-Chlordane	U	10								
Heptachlor	U	10								
Heptachlor epoxide	U	10								
Methoxychlor	U	10								
Toxaphene	U	60								
Surr: Decachlorobiphenyl										
	31.33	0	33.3	0	94.1	45-135	0			
Surr: Tetrachloro-m-xylene										
	31.67	0	33.3	0	95.1	45-124	0			

LCS		Sample ID: PLCSS1-45200-45200				Units: µg/Kg		Analysis Date: 12/11/2012 11:08 A		
Client ID:		Run ID: GC4_121210B				SeqNo: 2166059		Prep Date: 12/6/2012		DF: 1
Analyte	Result	PQL	SPK Val	SPK Ref Value	%REC	Control Limit	RPD Ref Value	%RPD	RPD Limit	Qual
4,4'-DDD	44	10	33.33	0	132	30-135	0			
4,4'-DDE	37.33	10	33.33	0	112	70-125	0			
4,4'-DDT	49.67	10	33.33	0	149	45-140	0			S
Aldrin	32.33	10	33.33	0	97	45-140	0			
alpha-BHC	34.67	10	33.33	0	104	60-125	0			
alpha-Chlordane	32.33	10	33.33	0	97	50-150	0			
beta-BHC	34	10	33.33	0	102	60-125	0			
delta-BHC	36.67	10	33.33	0	110	55-130	0			
gamma-BHC (Lindane)	36	10	33.33	0	108	60-125	0			
gamma-Chlordane	33.67	10	33.33	0	101	50-150	0			
Heptachlor	43.67	10	33.33	0	131	50-140	0			
Surr: Decachlorobiphenyl										
	32.33	0	33.3	0	97.1	45-135	0			
Surr: Tetrachloro-m-xylene										
	31.33	0	33.3	0	94.1	45-124	0			

Note: See Qualifiers Page for a list of Qualifiers and their explanation.

Client: Oneida Total Integrated Enterprises (OTIE)

Work Order: 1212105

Project: Dixon Road SA

QC BATCH REPORT

Batch ID: **45200**

Instrument ID **GC4**

Method: **SW8081**

LCS		Sample ID: PLCSS1-45200-45200				Units: µg/Kg		Analysis Date: 12/11/2012 10:51 A		
Client ID:		Run ID: GC4_121210B				SeqNo: 2166243		Prep Date: 12/6/2012		DF: 1
Analyte	Result	PQL	SPK Val	SPK Ref Value	%REC	Control Limit	RPD Ref Value	%RPD	RPD Limit	Qual
Dieldrin	32.67	10	33.33	0	98	65-125	0			
Endosulfan I	30	10	33.33	0	90	15-135	0			
Endosulfan II	35.67	10	33.33	0	107	35-140	0			
Endosulfan sulfate	35	10	33.33	0	105	60-135	0			
Endrin	36.33	10	33.33	0	109	60-135	0			
Endrin aldehyde	31	10	33.33	0	93	35-145	0			
Endrin ketone	33.33	10	33.33	0	100	50-150	0			
Heptachlor epoxide	33	10	33.33	0	99	65-130	0			
Methoxychlor	57.33	10	33.33	0	172	55-145	0			S

The following samples were analyzed in this batch:

1212105-01A	1212105-02A	1212105-03A
1212105-04A	1212105-05A	1212105-06A
1212105-07A	1212105-08A	1212105-09A
1212105-10A	1212105-11A	1212105-12A
1212105-13A	1212105-14A	1212105-15A
1212105-16A	1212105-18A	

Note: See Qualifiers Page for a list of Qualifiers and their explanation.

Client: Oneida Total Integrated Enterprises (OTIE)
Work Order: 1212105
Project: Dixon Road SA

QC BATCH REPORT

Batch ID: **45234** Instrument ID **GC12** Method: **SW8082**

MBLK		Sample ID: PBLKS1-45234-45234				Units: µg/Kg		Analysis Date: 12/10/2012 05:45 PM		
Client ID:		Run ID: GC12_121210B				SeqNo: 2165543		Prep Date: 12/7/2012		DF: 1
Analyte	Result	PQL	SPK Val	SPK Ref Value	%REC	Control Limit	RPD Ref Value	%RPD	RPD Limit	Qual
Aroclor 1016	U	40								
Aroclor 1221	U	40								
Aroclor 1232	U	40								
Aroclor 1242	U	40								
Aroclor 1248	U	40								
Aroclor 1254	U	40								
Aroclor 1260	U	40								
<i>Surr: Decachlorobiphenyl</i>	36.33	0	33.3	0	109	40-140	0			
<i>Surr: Tetrachloro-m-xylene</i>	30.33	0	33.3	0	91.1	45-124	0			

LCS		Sample ID: PLCSS1-45234-45234				Units: µg/Kg		Analysis Date: 12/10/2012 06:05 PM		
Client ID:		Run ID: GC12_121210B				SeqNo: 2165544		Prep Date: 12/7/2012		DF: 1
Analyte	Result	PQL	SPK Val	SPK Ref Value	%REC	Control Limit	RPD Ref Value	%RPD	RPD Limit	Qual
Aroclor 1016	928.7	40	833	0	111	50-130	0			
Aroclor 1260	951.3	40	833	0	114	50-130	0			
<i>Surr: Decachlorobiphenyl</i>	39.33	0	33.3	0	118	40-140	0			
<i>Surr: Tetrachloro-m-xylene</i>	32.33	0	33.3	0	97.1	45-124	0			

MS		Sample ID: 1212105-20A MS				Units: µg/Kg		Analysis Date: 12/10/2012 08:04 PM		
Client ID: Dixon Road SA D13 1-4'		Run ID: GC12_121210B				SeqNo: 2165538		Prep Date: 12/7/2012		DF: 1
Analyte	Result	PQL	SPK Val	SPK Ref Value	%REC	Control Limit	RPD Ref Value	%RPD	RPD Limit	Qual
Aroclor 1016	6040	39	816.3	0	740	40-140	0			SE
Aroclor 1260	5423	39	816.3	0	664	40-140	0			SE
<i>Surr: Decachlorobiphenyl</i>	33.65	0	32.63	0	103	40-140	0			
<i>Surr: Tetrachloro-m-xylene</i>	31.36	0	32.63	0	96.1	45-124	0			

MSD		Sample ID: 1212105-20A MSD				Units: µg/Kg		Analysis Date: 12/10/2012 08:24 PM		
Client ID: Dixon Road SA D13 1-4'		Run ID: GC12_121210B				SeqNo: 2165539		Prep Date: 12/7/2012		DF: 1
Analyte	Result	PQL	SPK Val	SPK Ref Value	%REC	Control Limit	RPD Ref Value	%RPD	RPD Limit	Qual
Aroclor 1016	6577	38	799.6	0	822	40-140	6040	8.5	50	SE
Aroclor 1260	5798	38	799.6	0	725	40-140	5423	6.68	50	SE
<i>Surr: Decachlorobiphenyl</i>	32	0	31.97	0	100	40-140	33.65	5.02	50	
<i>Surr: Tetrachloro-m-xylene</i>	30.08	0	31.97	0	94.1	45-124	31.36	4.17	50	

The following samples were analyzed in this batch:

1212105-17A 1212105-19A 1212105-20A

Note: See Qualifiers Page for a list of Qualifiers and their explanation.

Client: Oneida Total Integrated Enterprises (OTIE)
Work Order: 1212105
Project: Dixon Road SA

QC BATCH REPORT

Batch ID: **45235** Instrument ID **GC4** Method: **SW8081**

MBLK Sample ID: PBLKS1-45235-45235				Units: µg/Kg			Analysis Date: 12/11/2012 04:11 A			
Client ID:		Run ID: GC4_121210A		SeqNo: 2166022		Prep Date: 12/7/2012		DF: 1		
Analyte	Result	PQL	SPK Val	SPK Ref Value	%REC	Control Limit	RPD Ref Value	%RPD	RPD Limit	Qual
4,4'-DDD	U	10								
4,4'-DDE	U	10								
4,4'-DDT	U	10								
Aldrin	U	10								
alpha-BHC	U	10								
alpha-Chlordane	U	10								
beta-BHC	U	10								
Chlordane, Technical	U	25								
delta-BHC	U	10								
Dieldrin	U	10								
Endosulfan I	U	10								
Endosulfan II	U	10								
Endosulfan sulfate	U	10								
Endrin	U	10								
Endrin aldehyde	U	10								
Endrin ketone	U	10								
gamma-BHC (Lindane)	U	10								
gamma-Chlordane	U	10								
Heptachlor	U	10								
Heptachlor epoxide	U	10								
Methoxychlor	U	10								
Toxaphene	U	60								
Surr: Decachlorobiphenyl										
	31.33	0	33.3	0	94.1	45-135	0			
Surr: Tetrachloro-m-xylene										
	30	0	33.3	0	90.1	45-124	0			

LCS Sample ID: PLCSS1-45235-45235				Units: µg/Kg			Analysis Date: 12/11/2012 04:28 A			
Client ID:		Run ID: GC4_121210A		SeqNo: 2166023		Prep Date: 12/7/2012		DF: 1		
Analyte	Result	PQL	SPK Val	SPK Ref Value	%REC	Control Limit	RPD Ref Value	%RPD	RPD Limit	Qual
4,4'-DDD	42.33	10	33.33	0	127	30-135	0			
4,4'-DDE	35	10	33.33	0	105	70-125	0			
4,4'-DDT	40.33	10	33.33	0	121	45-140	0			
Aldrin	30.67	10	33.33	0	92	45-140	0			
alpha-BHC	34.67	10	33.33	0	104	60-125	0			
alpha-Chlordane	31.33	10	33.33	0	94	50-150	0			
beta-BHC	33.67	10	33.33	0	101	60-125	0			
delta-BHC	36	10	33.33	0	108	55-130	0			
gamma-BHC (Lindane)	34	10	33.33	0	102	60-125	0			
gamma-Chlordane	32.67	10	33.33	0	98	50-150	0			
Heptachlor	41.67	10	33.33	0	125	50-140	0			
Surr: Decachlorobiphenyl										
	31	0	33.3	0	93.1	45-135	0			
Surr: Tetrachloro-m-xylene										
	31.67	0	33.3	0	95.1	45-124	0			

Note: See Qualifiers Page for a list of Qualifiers and their explanation.

Client: Oneida Total Integrated Enterprises (OTIE)

Work Order: 1212105

Project: Dixon Road SA

QC BATCH REPORT

Batch ID: **45235**

Instrument ID **GC4**

Method: **SW8081**

LCS		Sample ID: PLCSS1-45235-45235				Units: µg/Kg		Analysis Date: 12/11/2012 09:28 A		
Client ID:		Run ID: GC4_121210A				SeqNo: 2166299		Prep Date: 12/7/2012		DF: 1
Analyte	Result	PQL	SPK Val	SPK Ref Value	%REC	Control Limit	RPD Ref Value	%RPD	RPD Limit	Qual
Dieldrin	32	10	33.33	0	96	65-125	0			
Endosulfan I	30.67	10	33.33	0	92	15-135	0			
Endosulfan II	34.67	10	33.33	0	104	35-140	0			
Endosulfan sulfate	34	10	33.33	0	102	60-135	0			
Endrin	35.33	10	33.33	0	106	60-135	0			
Endrin aldehyde	29.67	10	33.33	0	89	35-145	0			
Endrin ketone	32.33	10	33.33	0	97	50-150	0			
Heptachlor epoxide	32.33	10	33.33	0	97	65-130	0			
Methoxychlor	54	10	33.33	0	162	55-145	0			S

The following samples were analyzed in this batch:

1212105-17A

1212105-19A

1212105-20A

Note: See Qualifiers Page for a list of Qualifiers and their explanation.

Client: Oneida Total Integrated Enterprises (OTIE)

Work Order: 1212105

Project: Dixon Road SA

QC BATCH REPORT

Batch ID: **45247**

Instrument ID **HG1**

Method: **SW7470**

MBLK		Sample ID: MBLK-45247-45247				Units: mg/L		Analysis Date: 12/7/2012 04:42 PM		
Client ID:		Run ID: HG1_121207A				SeqNo: 2162321		Prep Date: 12/7/2012		DF: 1
Analyte	Result	PQL	SPK Val	SPK Ref Value	%REC	Control Limit	RPD Ref Value	%RPD	RPD Limit	Qual
Mercury	0.000016	0.00020								J

LCS		Sample ID: LCS-45247-45247				Units: mg/L		Analysis Date: 12/7/2012 04:44 PM		
Client ID:		Run ID: HG1_121207A				SeqNo: 2162322		Prep Date: 12/7/2012		DF: 1
Analyte	Result	PQL	SPK Val	SPK Ref Value	%REC	Control Limit	RPD Ref Value	%RPD	RPD Limit	Qual
Mercury	0.001921	0.00020	0.002	0	96	80-120	0			

MS		Sample ID: 1212105-38AMS				Units: mg/L		Analysis Date: 12/7/2012 04:53 PM		
Client ID: Dixon Road SA D12 1-4' - TCLP		Run ID: HG1_121207A				SeqNo: 2162326		Prep Date: 12/7/2012		DF: 1
Analyte	Result	PQL	SPK Val	SPK Ref Value	%REC	Control Limit	RPD Ref Value	%RPD	RPD Limit	Qual
Mercury	0.01879	0.0020	0.02	0.00017	93.1	75-125	0			

MSD		Sample ID: 1212105-38AMSD				Units: mg/L		Analysis Date: 12/7/2012 04:55 PM		
Client ID: Dixon Road SA D12 1-4' - TCLP		Run ID: HG1_121207A				SeqNo: 2162327		Prep Date: 12/7/2012		DF: 1
Analyte	Result	PQL	SPK Val	SPK Ref Value	%REC	Control Limit	RPD Ref Value	%RPD	RPD Limit	Qual
Mercury	0.01845	0.0020	0.02	0.00017	91.4	75-125	0.01879	1.83	20	

The following samples were analyzed in this batch:

1212105-21A	1212105-22A	1212105-23A
1212105-24A	1212105-25A	1212105-26A
1212105-27A	1212105-28A	1212105-29A
1212105-30A	1212105-31A	1212105-32A
1212105-33A	1212105-34A	1212105-38A

Note: See Qualifiers Page for a list of Qualifiers and their explanation.

Client: Oneida Total Integrated Enterprises (OTIE)

Work Order: 1212105

Project: Dixon Road SA

QC BATCH REPORT

Batch ID: **45250**

Instrument ID **HG1**

Method: **SW7471**

MBLK		Sample ID: MBLK-45250-45250				Units: mg/Kg		Analysis Date: 12/10/2012 12:36 PM		
Client ID:		Run ID: HG1_121210A				SeqNo: 2163481		Prep Date: 12/7/2012		DF: 1
Analyte	Result	PQL	SPK Val	SPK Ref Value	%REC	Control Limit	RPD Ref Value	%RPD	RPD Limit	Qual
Mercury	0.0015	0.020								J

LCS		Sample ID: LCS-45250-45250				Units: mg/Kg		Analysis Date: 12/10/2012 12:38 PM		
Client ID:		Run ID: HG1_121210A				SeqNo: 2163482		Prep Date: 12/7/2012		DF: 1
Analyte	Result	PQL	SPK Val	SPK Ref Value	%REC	Control Limit	RPD Ref Value	%RPD	RPD Limit	Qual
Mercury	0.1548	0.020	0.1665	0	92.9	80-120	0			

MS		Sample ID: 1212105-18AMS				Units: mg/Kg		Analysis Date: 12/10/2012 01:55 PM		
Client ID: Dixon Road SA D12 1-4'		Run ID: HG1_121210A				SeqNo: 2163599		Prep Date: 12/7/2012		DF: 5
Analyte	Result	PQL	SPK Val	SPK Ref Value	%REC	Control Limit	RPD Ref Value	%RPD	RPD Limit	Qual
Mercury	0.6561	0.094	0.1571	0.5223	85.1	75-125	0			

MSD		Sample ID: 1212105-18AMSD				Units: mg/Kg		Analysis Date: 12/10/2012 01:57 PM		
Client ID: Dixon Road SA D12 1-4'		Run ID: HG1_121210A				SeqNo: 2163601		Prep Date: 12/7/2012		DF: 5
Analyte	Result	PQL	SPK Val	SPK Ref Value	%REC	Control Limit	RPD Ref Value	%RPD	RPD Limit	Qual
Mercury	0.6594	0.090	0.1496	0.5223	91.7	75-125	0.5911	10.9	35	

The following samples were analyzed in this batch:

1212105-01A	1212105-02A	1212105-03A
1212105-04A	1212105-05A	1212105-06A
1212105-07A	1212105-18A	

Note: See Qualifiers Page for a list of Qualifiers and their explanation.

Client: Oneida Total Integrated Enterprises (OTIE)

Work Order: 1212105

Project: Dixon Road SA

QC BATCH REPORT

Batch ID: **45281**

Instrument ID **HG1**

Method: **SW7471**

MBLK		Sample ID: MBLK-45281-45281				Units: mg/Kg		Analysis Date: 12/10/2012 03:54 PM		
Client ID:		Run ID: HG1_121210A				SeqNo: 2164405		Prep Date: 12/10/2012		DF: 1
Analyte	Result	PQL	SPK Val	SPK Ref Value	%REC	Control Limit	RPD Ref Value	%RPD	RPD Limit	Qual

Mercury U 0.020

LCS		Sample ID: LCS-45281-45281				Units: mg/Kg		Analysis Date: 12/10/2012 03:56 PM		
Client ID:		Run ID: HG1_121210A				SeqNo: 2164406		Prep Date: 12/10/2012		DF: 1
Analyte	Result	PQL	SPK Val	SPK Ref Value	%REC	Control Limit	RPD Ref Value	%RPD	RPD Limit	Qual

Mercury 0.1745 0.020 0.1665 0 105 80-120 0

MS		Sample ID: 1212105-20AMS				Units: mg/Kg		Analysis Date: 12/10/2012 05:30 PM		
Client ID: Dixon Road SA D13 1-4'		Run ID: HG1_121210A				SeqNo: 2164445		Prep Date: 12/10/2012		DF: 5
Analyte	Result	PQL	SPK Val	SPK Ref Value	%REC	Control Limit	RPD Ref Value	%RPD	RPD Limit	Qual

Mercury 0.7922 0.088 0.1467 0.6555 93.2 75-125 0 O

MSD		Sample ID: 1212105-20AMSD				Units: mg/Kg		Analysis Date: 12/10/2012 05:32 PM		
Client ID: Dixon Road SA D13 1-4'		Run ID: HG1_121210A				SeqNo: 2164446		Prep Date: 12/10/2012		DF: 5
Analyte	Result	PQL	SPK Val	SPK Ref Value	%REC	Control Limit	RPD Ref Value	%RPD	RPD Limit	Qual

Mercury 0.587 0.086 0.1431 0.6555 -47.9 75-125 0.7922 29.8 35 SO

The following samples were analyzed in this batch:

1212105-08A	1212105-09A	1212105-10A
1212105-11A	1212105-12A	1212105-13A
1212105-14A	1212105-15A	1212105-16A
1212105-17A	1212105-19A	1212105-20A

Note: See Qualifiers Page for a list of Qualifiers and their explanation.

Client: Oneida Total Integrated Enterprises (OTIE)
Work Order: 1212105
Project: Dixon Road SA

QC BATCH REPORT

Batch ID: **45282** Instrument ID **HG1** Method: **SW7470**

MBLK		Sample ID: MBLK-45282-45282				Units: mg/L		Analysis Date: 12/10/2012 02:18 PM		
Client ID:		Run ID: HG1_121210A				SeqNo: 2163903		Prep Date: 12/10/2012		DF: 1
Analyte	Result	PQL	SPK Val	SPK Ref Value	%REC	Control Limit	RPD Ref Value	%RPD	RPD Limit	Qual
Mercury	0.000015	0.00020								J

LCS		Sample ID: LCS-45282-45282				Units: mg/L		Analysis Date: 12/10/2012 02:20 PM		
Client ID:		Run ID: HG1_121210A				SeqNo: 2163904		Prep Date: 12/10/2012		DF: 1
Analyte	Result	PQL	SPK Val	SPK Ref Value	%REC	Control Limit	RPD Ref Value	%RPD	RPD Limit	Qual
Mercury	0.001941	0.00020	0.002	0	97	80-120	0			

MS		Sample ID: 1212105-40AMS				Units: mg/L		Analysis Date: 12/10/2012 03:13 PM		
Client ID: Dixon Road SA D13 1-4' - TCLP		Run ID: HG1_121210A				SeqNo: 2163924		Prep Date: 12/10/2012		DF: 1
Analyte	Result	PQL	SPK Val	SPK Ref Value	%REC	Control Limit	RPD Ref Value	%RPD	RPD Limit	Qual
Mercury	0.0194	0.0020	0.02	0.00015	96.2	75-125	0			

MS		Sample ID: 1212145-02CMS				Units: mg/L		Analysis Date: 12/10/2012 03:26 PM		
Client ID:		Run ID: HG1_121210A				SeqNo: 2163928		Prep Date: 12/10/2012		DF: 1
Analyte	Result	PQL	SPK Val	SPK Ref Value	%REC	Control Limit	RPD Ref Value	%RPD	RPD Limit	Qual
Mercury	0.001956	0.00020	0.002	0.000021	96.8	75-125	0			

MSD		Sample ID: 1212105-40AMSD				Units: mg/L		Analysis Date: 12/10/2012 03:20 PM		
Client ID: Dixon Road SA D13 1-4' - TCLP		Run ID: HG1_121210A				SeqNo: 2163925		Prep Date: 12/10/2012		DF: 1
Analyte	Result	PQL	SPK Val	SPK Ref Value	%REC	Control Limit	RPD Ref Value	%RPD	RPD Limit	Qual
Mercury	0.01941	0.0020	0.02	0.00015	96.3	75-125	0.0194	0.0515	20	

MSD		Sample ID: 1212145-02CMSD				Units: mg/L		Analysis Date: 12/10/2012 03:29 PM		
Client ID:		Run ID: HG1_121210A				SeqNo: 2163929		Prep Date: 12/10/2012		DF: 1
Analyte	Result	PQL	SPK Val	SPK Ref Value	%REC	Control Limit	RPD Ref Value	%RPD	RPD Limit	Qual
Mercury	0.001985	0.00020	0.002	0.000021	98.2	75-125	0.001956	1.47	20	

The following samples were analyzed in this batch:

1212105-35A	1212105-36A	1212105-37A
1212105-39A	1212105-40A	

Note: See Qualifiers Page for a list of Qualifiers and their explanation.

Client: Oneida Total Integrated Enterprises (OTIE)
Work Order: 1212105
Project: Dixon Road SA

QC BATCH REPORT

Batch ID: **45237** Instrument ID **ICPMS1** Method: **SW6020A**

MBLK		Sample ID: MBLK-45237-45237				Units: mg/Kg		Analysis Date: 12/7/2012 08:42 PM		
Client ID:		Run ID: ICPMS1_121207A				SeqNo: 2162967		Prep Date: 12/7/2012		DF: 1
Analyte	Result	PQL	SPK Val	SPK Ref Value	%REC	Control Limit	RPD Ref Value	%RPD	RPD Limit	Qual
Arsenic	0.0375	0.25								J
Barium	U	0.25								
Cadmium	U	0.10								
Chromium	U	0.25								
Lead	0.01278	0.25								J
Selenium	0.0227	0.25								J
Silver	U	0.25								

LCS		Sample ID: LCS-45237-45237				Units: mg/Kg		Analysis Date: 12/7/2012 08:49 PM		
Client ID:		Run ID: ICPMS1_121207A				SeqNo: 2162968		Prep Date: 12/7/2012		DF: 1
Analyte	Result	PQL	SPK Val	SPK Ref Value	%REC	Control Limit	RPD Ref Value	%RPD	RPD Limit	Qual
Arsenic	4.432	0.25	5	0	88.6	80-120	0			
Barium	4.882	0.25	5	0	97.6	80-120	0			
Cadmium	4.772	0.10	5	0	95.4	80-120	0			
Chromium	4.687	0.25	5	0	93.7	80-120	0			
Lead	4.964	0.25	5	0	99.3	80-120	0			
Selenium	4.244	0.25	5	0	84.9	80-120	0			
Silver	4.462	0.25	5	0	89.2	80-120	0			

MS		Sample ID: 1212105-18AMS				Units: mg/Kg		Analysis Date: 12/7/2012 10:23 PM		
Client ID: Dixon Road SA D12 1-4'		Run ID: ICPMS1_121207A				SeqNo: 2163047		Prep Date: 12/7/2012		DF: 5
Analyte	Result	PQL	SPK Val	SPK Ref Value	%REC	Control Limit	RPD Ref Value	%RPD	RPD Limit	Qual
Arsenic	25.36	1.7	6.614	19.11	94.5	75-125	0			
Barium	532.7	1.7	6.614	447	1300	75-125	0			SO
Cadmium	73.91	0.66	6.614	60.93	196	75-125	0			SO
Chromium	327.5	1.7	6.614	182.4	2190	75-125	0			SO
Selenium	6.677	1.7	6.614	1.195	82.9	75-125	0			
Silver	16.76	1.7	6.614	13.73	45.7	75-125	0			S

MS		Sample ID: 1212105-18AMS				Units: mg/Kg		Analysis Date: 12/10/2012 02:29 PM		
Client ID: Dixon Road SA D12 1-4'		Run ID: ICPMS1_121210A				SeqNo: 2163751		Prep Date: 12/7/2012		DF: 50
Analyte	Result	PQL	SPK Val	SPK Ref Value	%REC	Control Limit	RPD Ref Value	%RPD	RPD Limit	Qual
Lead	1792	17	6.614	2029	-3580	75-125	0			SO

Note: See Qualifiers Page for a list of Qualifiers and their explanation.

Client: Oneida Total Integrated Enterprises (OTIE)

Work Order: 1212105

Project: Dixon Road SA

QC BATCH REPORT

Batch ID: **45237**

Instrument ID **ICPMS1**

Method: **SW6020A**

MSD		Sample ID: 1212105-18AMSD				Units: mg/Kg		Analysis Date: 12/7/2012 10:59 PM		
Client ID: Dixon Road SA D12 1-4'		Run ID: ICPMS1_121207A				SeqNo: 2163056		Prep Date: 12/7/2012		DF: 5
Analyte	Result	PQL	SPK Val	SPK Ref Value	%REC	Control Limit	RPD Ref Value	%RPD	RPD Limit	Qual
Arsenic	25.97	1.6	6.337	19.11	108	75-125	25.36	2.37	25	
Barium	436	1.6	6.337	447	-173	75-125	532.7	20	25	SO
Cadmium	77.76	0.63	6.337	60.93	266	75-125	73.91	5.07	25	SO
Chromium	175.4	1.6	6.337	182.4	-110	75-125	327.5	60.5	25	SRO
Selenium	5.821	1.6	6.337	1.195	73	75-125	6.677	13.7	25	S
Silver	16.9	1.6	6.337	13.73	50	75-125	16.76	0.863	25	S

MSD		Sample ID: 1212105-18AMSD				Units: mg/Kg		Analysis Date: 12/10/2012 02:35 PM		
Client ID: Dixon Road SA D12 1-4'		Run ID: ICPMS1_121210A				SeqNo: 2163752		Prep Date: 12/7/2012		DF: 50
Analyte	Result	PQL	SPK Val	SPK Ref Value	%REC	Control Limit	RPD Ref Value	%RPD	RPD Limit	Qual
Lead	1779	16	6.337	2029	-3950	75-125	1792	0.756	25	SO

The following samples were analyzed in this batch:

1212105-01A	1212105-02A	1212105-03A
1212105-04A	1212105-05A	1212105-06A
1212105-07A	1212105-18A	

Note: See Qualifiers Page for a list of Qualifiers and their explanation.

Client: Oneida Total Integrated Enterprises (OTIE)
Work Order: 1212105
Project: Dixon Road SA

QC BATCH REPORT

Batch ID: **45244** Instrument ID **ICPMS2** Method: **SW6020A**

MBLK		Sample ID: MBLK-45244-45244				Units: mg/L		Analysis Date: 12/7/2012 08:44 PM		
Client ID:		Run ID: ICPMS2_121207A				SeqNo: 2163016		Prep Date: 12/7/2012		DF: 1
Analyte	Result	PQL	SPK Val	SPK Ref Value	%REC	Control Limit	RPD Ref Value	%RPD	RPD Limit	Qual
Arsenic	U	0.0050								
Barium	U	0.0050								
Cadmium	U	0.0020								
Chromium	U	0.0050								
Lead	0.00002776	0.0050								J
Selenium	U	0.0050								
Silver	U	0.0050								

LCS		Sample ID: LCS-45244-45244				Units: mg/L		Analysis Date: 12/7/2012 08:49 PM		
Client ID:		Run ID: ICPMS2_121207A				SeqNo: 2163018		Prep Date: 12/7/2012		DF: 1
Analyte	Result	PQL	SPK Val	SPK Ref Value	%REC	Control Limit	RPD Ref Value	%RPD	RPD Limit	Qual
Arsenic	0.09558	0.0050	0.1	0	95.6	80-120	0			
Barium	0.09465	0.0050	0.1	0	94.6	80-120	0			
Cadmium	0.1011	0.0020	0.1	0	101	80-120	0			
Chromium	0.09607	0.0050	0.1	0	96.1	80-120	0			
Lead	0.09987	0.0050	0.1	0	99.9	80-120	0			
Selenium	0.09437	0.0050	0.1	0	94.4	80-120	0			
Silver	0.09502	0.0050	0.1	0	95	80-120	0			

MS		Sample ID: 1212105-38AMS				Units: mg/L		Analysis Date: 12/7/2012 11:07 PM		
Client ID: Dixon Road SA D12 1-4' - TCLP		Run ID: ICPMS2_121207A				SeqNo: 2163070		Prep Date: 12/7/2012		DF: 1
Analyte	Result	PQL	SPK Val	SPK Ref Value	%REC	Control Limit	RPD Ref Value	%RPD	RPD Limit	Qual
Arsenic	1.023	0.050	1	0.002151	102	75-125	0			
Barium	2.296	0.050	1	1.479	81.7	75-125	0			
Cadmium	1.82	0.020	1	0.9301	89	75-125	0			
Chromium	1.008	0.050	1	0.001942	101	75-125	0			
Lead	2.068	0.050	1	0.9973	107	75-125	0			
Selenium	1.003	0.050	1	0.006971	99.6	75-125	0			
Silver	0.8436	0.050	1	0.00005979	84.4	75-125	0			

Note: See Qualifiers Page for a list of Qualifiers and their explanation.

Client: Oneida Total Integrated Enterprises (OTIE)
Work Order: 1212105
Project: Dixon Road SA

QC BATCH REPORT

Batch ID: **45244** Instrument ID **ICPMS2** Method: **SW6020A**

MS Sample ID: 1212105-40AMS				Units: mg/L			Analysis Date: 12/8/2012 01:09 AM			
Client ID: Dixon Road SA D13 1-4' - TCLP				Run ID: ICPMS2_121207A		SeqNo: 2163119	Prep Date: 12/7/2012	DF: 1		
Analyte	Result	PQL	SPK Val	SPK Ref Value	%REC	Control Limit	RPD Ref Value	%RPD	RPD Limit	Qual
Arsenic	1.001	0.050	1	0.001687	99.9	75-125	0			
Barium	1.967	0.050	1	1.2	76.7	75-125	0			
Cadmium	1.103	0.020	1	0.1544	94.9	75-125	0			
Chromium	0.9737	0.050	1	0.006592	96.7	75-125	0			
Lead	1.607	0.050	1	0.6104	99.7	75-125	0			
Selenium	1.003	0.050	1	0.003031	100	75-125	0			
Silver	0.8617	0.050	1	0.0001571	86.2	75-125	0			

MSD Sample ID: 1212105-38AMSD				Units: mg/L			Analysis Date: 12/7/2012 11:12 PM			
Client ID: Dixon Road SA D12 1-4' - TCLP				Run ID: ICPMS2_121207A		SeqNo: 2163072	Prep Date: 12/7/2012	DF: 1		
Analyte	Result	PQL	SPK Val	SPK Ref Value	%REC	Control Limit	RPD Ref Value	%RPD	RPD Limit	Qual
Arsenic	0.9969	0.050	1	0.002151	99.5	75-125	1.023	2.58	20	
Barium	2.292	0.050	1	1.479	81.3	75-125	2.296	0.174	20	
Cadmium	1.824	0.020	1	0.9301	89.4	75-125	1.82	0.22	20	
Chromium	0.9831	0.050	1	0.001942	98.1	75-125	1.008	2.5	20	
Lead	1.983	0.050	1	0.9973	98.6	75-125	2.068	4.2	20	
Selenium	1.017	0.050	1	0.006971	101	75-125	1.003	1.39	20	
Silver	0.8185	0.050	1	0.00005979	81.8	75-125	0.8436	3.02	20	

MSD Sample ID: 1212105-40AMSD				Units: mg/L			Analysis Date: 12/8/2012 01:14 AM			
Client ID: Dixon Road SA D13 1-4' - TCLP				Run ID: ICPMS2_121207A		SeqNo: 2163122	Prep Date: 12/7/2012	DF: 1		
Analyte	Result	PQL	SPK Val	SPK Ref Value	%REC	Control Limit	RPD Ref Value	%RPD	RPD Limit	Qual
Arsenic	1.023	0.050	1	0.001687	102	75-125	1.001	2.17	20	
Barium	1.94	0.050	1	1.2	74	75-125	1.967	1.38	20	S
Cadmium	1.139	0.020	1	0.1544	98.5	75-125	1.103	3.21	20	
Chromium	1.01	0.050	1	0.006592	100	75-125	0.9737	3.66	20	
Lead	1.6	0.050	1	0.6104	99	75-125	1.607	0.437	20	
Selenium	1.021	0.050	1	0.003031	102	75-125	1.003	1.78	20	
Silver	0.8852	0.050	1	0.0001571	88.5	75-125	0.8617	2.69	20	

The following samples were analyzed in this batch:

1212105-21A	1212105-22A	1212105-23A
1212105-24A	1212105-25A	1212105-26A
1212105-27A	1212105-28A	1212105-29A
1212105-30A	1212105-31A	1212105-32A
1212105-33A	1212105-34A	1212105-35A
1212105-36A	1212105-37A	1212105-38A
1212105-39A	1212105-40A	

Note: See Qualifiers Page for a list of Qualifiers and their explanation.

Client: Oneida Total Integrated Enterprises (OTIE)
Work Order: 1212105
Project: Dixon Road SA

QC BATCH REPORT

Batch ID: **45248** Instrument ID **ICPMS1** Method: **SW6020A**

MBLK		Sample ID: MBLK-45248-45248				Units: mg/Kg		Analysis Date: 12/8/2012 12:18 AM		
Client ID:		Run ID: ICPMS1_121207A				SeqNo: 2163086		Prep Date: 12/7/2012		DF: 1
Analyte	Result	PQL	SPK Val	SPK Ref Value	%REC	Control Limit	RPD Ref Value	%RPD	RPD Limit	Qual
Arsenic	0.0449	0.25								J
Barium	U	0.25								
Cadmium	U	0.10								
Chromium	U	0.25								
Lead	0.01952	0.25								J
Selenium	U	0.25								
Silver	U	0.25								

LCS		Sample ID: LCS-45248-45248				Units: mg/Kg		Analysis Date: 12/8/2012 12:24 AM		
Client ID:		Run ID: ICPMS1_121207A				SeqNo: 2163089		Prep Date: 12/7/2012		DF: 1
Analyte	Result	PQL	SPK Val	SPK Ref Value	%REC	Control Limit	RPD Ref Value	%RPD	RPD Limit	Qual
Arsenic	4.266	0.25	5	0	85.3	80-120	0			
Barium	4.826	0.25	5	0	96.5	80-120	0			
Cadmium	4.658	0.10	5	0	93.2	80-120	0			
Chromium	4.394	0.25	5	0	87.9	80-120	0			
Lead	4.868	0.25	5	0	97.4	80-120	0			
Selenium	4.112	0.25	5	0	82.2	80-120	0			
Silver	4.36	0.25	5	0	87.2	80-120	0			

MS		Sample ID: 1212105-20AMS				Units: mg/Kg		Analysis Date: 12/8/2012 12:35 AM		
Client ID: Dixon Road SA D13 1-4'		Run ID: ICPMS1_121207A				SeqNo: 2163095		Prep Date: 12/7/2012		DF: 5
Analyte	Result	PQL	SPK Val	SPK Ref Value	%REC	Control Limit	RPD Ref Value	%RPD	RPD Limit	Qual
Arsenic	22.97	1.7	6.605	15.01	120	75-125	0			
Barium	588.2	1.7	6.605	524.4	965	75-125	0			SO
Cadmium	62.52	0.66	6.605	27.68	527	75-125	0			SO
Chromium	133.5	1.7	6.605	137.4	-59	75-125	0			SO
Selenium	4.964	1.7	6.605	1.173	57.4	75-125	0			S
Silver	11.57	1.7	6.605	5.397	93.4	75-125	0			

MS		Sample ID: 1212105-20AMS				Units: mg/Kg		Analysis Date: 12/10/2012 03:18 PM		
Client ID: Dixon Road SA D13 1-4'		Run ID: ICPMS1_121210A				SeqNo: 2164141		Prep Date: 12/7/2012		DF: 50
Analyte	Result	PQL	SPK Val	SPK Ref Value	%REC	Control Limit	RPD Ref Value	%RPD	RPD Limit	Qual
Lead	4303	17	6.605	1701	39400	75-125	0			SO

Note: See Qualifiers Page for a list of Qualifiers and their explanation.

Client: Oneida Total Integrated Enterprises (OTIE)

Work Order: 1212105

Project: Dixon Road SA

QC BATCH REPORT

Batch ID: **45248**

Instrument ID **ICPMS1**

Method: **SW6020A**

MSD		Sample ID: 1212105-20AMSD				Units: mg/Kg		Analysis Date: 12/8/2012 12:41 AM		
Client ID: Dixon Road SA D13 1-4'		Run ID: ICPMS1_121207A				SeqNo: 2163098		Prep Date: 12/7/2012		DF: 5
Analyte	Result	PQL	SPK Val	SPK Ref Value	%REC	Control Limit	RPD Ref Value	%RPD	RPD Limit	Qual
Arsenic	20.33	1.7	6.849	15.01	77.7	75-125	22.97	12.2	25	
Barium	606.8	1.7	6.849	524.4	1200	75-125	588.2	3.13	25	SO
Cadmium	36.16	0.68	6.849	27.68	124	75-125	62.52	53.4	25	RO
Chromium	109.3	1.7	6.849	137.4	-410	75-125	133.5	19.9	25	SO
Selenium	6.449	1.7	6.849	1.173	77	75-125	4.964	26	25	R
Silver	10.91	1.7	6.849	5.397	80.5	75-125	11.57	5.85	25	

MSD		Sample ID: 1212105-20AMSD				Units: mg/Kg		Analysis Date: 12/10/2012 03:23 PM		
Client ID: Dixon Road SA D13 1-4'		Run ID: ICPMS1_121210A				SeqNo: 2164142		Prep Date: 12/7/2012		DF: 50
Analyte	Result	PQL	SPK Val	SPK Ref Value	%REC	Control Limit	RPD Ref Value	%RPD	RPD Limit	Qual
Lead	2136	17	6.849	1701	6350	75-125	4303	67.3	25	SRO

The following samples were analyzed in this batch:

1212105-08A	1212105-09A	1212105-10A
1212105-11A	1212105-12A	1212105-13A
1212105-14A	1212105-15A	1212105-16A
1212105-17A	1212105-19A	1212105-20A

Note: See Qualifiers Page for a list of Qualifiers and their explanation.

Client: Oneida Total Integrated Enterprises (OTIE)
Work Order: 1212105
Project: Dixon Road SA

QC BATCH REPORT

Batch ID: **45188** Instrument ID **SVMS4** Method: **SW8270**

MBLK		Sample ID: SBLKS1-45188-45188				Units: µg/Kg		Analysis Date: 12/6/2012 08:14 PM		
Client ID:		Run ID: SVMS4_121206A				SeqNo: 2161536		Prep Date: 12/6/2012		DF: 1
Analyte	Result	PQL	SPK Val	SPK Ref Value	%REC	Control Limit	RPD Ref Value	%RPD	RPD Limit	Qual
1,1'-Biphenyl	U	330								
2,4,5-Trichlorophenol	U	160								
2,4,6-Trichlorophenol	U	160								
2,4-Dichlorophenol	U	160								
2,4-Dimethylphenol	U	330								
2,4-Dinitrophenol	U	660								
2,4-Dinitrotoluene	U	160								
2,6-Dinitrotoluene	U	160								
2-Chloronaphthalene	U	80								
2-Chlorophenol	U	160								
2-Methylnaphthalene	U	80								
2-Methylphenol	U	160								
2-Nitroaniline	U	660								
2-Nitrophenol	U	160								
3,3'-Dichlorobenzidine	U	660								
3-Nitroaniline	U	660								
4,6-Dinitro-2-methylphenol	U	330								
4-Bromophenyl phenyl ether	U	160								
4-Chloro-3-methylphenol	U	160								
4-Chloroaniline	U	660								
4-Chlorophenyl phenyl ether	U	160								
4-Methylphenol	U	160								
4-Nitroaniline	U	660								
4-Nitrophenol	U	660								
Acenaphthene	U	30								
Acenaphthylene	U	30								
Acetophenone	U	330								
Anthracene	U	30								
Atrazine	U	330								
Benzaldehyde	U	330								
Benzo(a)anthracene	U	30								
Benzo(a)pyrene	U	30								
Benzo(b)fluoranthene	U	30								
Benzo(g,h,i)perylene	U	30								
Benzo(k)fluoranthene	U	30								
Bis(2-chloroethoxy)methane	U	160								
Bis(2-chloroethyl)ether	U	160								
Bis(2-chloroisopropyl)ether	U	160								
Bis(2-ethylhexyl)phthalate	57.67	330								J
Butyl benzyl phthalate	44	160								J
Caprolactam	U	330								
Carbazole	U	160								

Note: See Qualifiers Page for a list of Qualifiers and their explanation.

Client: Oneida Total Integrated Enterprises (OTIE)
Work Order: 1212105
Project: Dixon Road SA

QC BATCH REPORT

Batch ID: 45188	Instrument ID SVMS4	Method: SW8270						
Chrysene	U	30						
Dibenzo(a,h)anthracene	U	30						
Dibenzofuran	U	160						
Diethyl phthalate	U	330						
Dimethyl phthalate	U	330						
Di-n-butyl phthalate	U	330						
Di-n-octyl phthalate	U	160						
Fluoranthene	U	30						
Fluorene	U	30						
Hexachlorobenzene	U	160						
Hexachlorobutadiene	U	160						
Hexachlorocyclopentadiene	U	330						
Hexachloroethane	U	160						
Indeno(1,2,3-cd)pyrene	U	30						
Isophorone	U	160						
Naphthalene	U	30						
Nitrobenzene	U	160						
N-Nitrosodi-n-propylamine	U	160						
N-Nitrosodiphenylamine	U	160						
Pentachlorophenol	U	330						
Phenanthrene	U	30						
Phenol	U	160						
Pyrene	U	30						
<i>Surr: 2,4,6-Tribromophenol</i>	<i>1206</i>	<i>0</i>	<i>1667</i>	<i>0</i>	<i>72.4</i>	<i>34-140</i>	<i>0</i>	
<i>Surr: 2-Fluorobiphenyl</i>	<i>1255</i>	<i>0</i>	<i>1667</i>	<i>0</i>	<i>75.3</i>	<i>12-100</i>	<i>0</i>	
<i>Surr: 2-Fluorophenol</i>	<i>1589</i>	<i>0</i>	<i>1667</i>	<i>0</i>	<i>95.4</i>	<i>33-117</i>	<i>0</i>	
<i>Surr: 4-Terphenyl-d14</i>	<i>2110</i>	<i>0</i>	<i>1667</i>	<i>0</i>	<i>127</i>	<i>25-137</i>	<i>0</i>	
<i>Surr: Nitrobenzene-d5</i>	<i>1415</i>	<i>0</i>	<i>1667</i>	<i>0</i>	<i>84.9</i>	<i>37-107</i>	<i>0</i>	
<i>Surr: Phenol-d6</i>	<i>1585</i>	<i>0</i>	<i>1667</i>	<i>0</i>	<i>95.1</i>	<i>40-106</i>	<i>0</i>	

Note: See Qualifiers Page for a list of Qualifiers and their explanation.

Client: Oneida Total Integrated Enterprises (OTIE)
Work Order: 1212105
Project: Dixon Road SA

QC BATCH REPORT

Batch ID: **45188** Instrument ID **SVMS4** Method: **SW8270**

LCS Sample ID: SLCSS1-45188-45188				Units: µg/Kg			Analysis Date: 12/6/2012 04:01 PM			
Client ID:		Run ID: SVMS4_121206A		SeqNo: 2161532		Prep Date: 12/6/2012		DF: 1		
Analyte	Result	PQL	SPK Val	SPK Ref Value	%REC	Control Limit	RPD Ref Value	%RPD	RPD Limit	Qual
2,4,5-Trichlorophenol	631.3	160	666.7	0	94.7	50-110	0			
2,4,6-Trichlorophenol	572.3	160	666.7	0	85.8	45-110	0			
2,4-Dichlorophenol	544	160	666.7	0	81.6	45-110	0			
2,4-Dimethylphenol	464	330	666.7	0	69.6	30-105	0			
2,4-Dinitrophenol	617.3	660	666.7	0	92.6	15-130	0			J
2,4-Dinitrotoluene	541	160	666.7	0	81.1	50-115	0			
2,6-Dinitrotoluene	500.7	160	666.7	0	75.1	50-110	0			
2-Chloronaphthalene	543	80	666.7	0	81.4	45-105	0			
2-Chlorophenol	582.7	160	666.7	0	87.4	45-105	0			
2-Methylnaphthalene	540.3	80	666.7	0	81	45-105	0			
2-Methylphenol	558.7	160	666.7	0	83.8	40-105	0			
2-Nitroaniline	554.7	660	666.7	0	83.2	45-120	0			J
2-Nitrophenol	484.7	160	666.7	0	72.7	40-110	0			
3-Nitroaniline	357.3	660	666.7	0	53.6	25-150	0			J
4-Bromophenyl phenyl ether	538.7	160	666.7	0	80.8	45-115	0			
4-Chloro-3-methylphenol	510.3	160	666.7	0	76.5	45-115	0			
4-Chloroaniline	451.7	660	666.7	0	67.7	15-110	0			J
4-Chlorophenyl phenyl ether	521	160	666.7	0	78.1	45-110	0			
4-Methylphenol	538.3	160	666.7	0	80.7	40-105	0			
4-Nitroaniline	387.7	660	666.7	0	58.1	35-150	0			J
4-Nitrophenol	715	660	666.7	0	107	15-140	0			
Acenaphthene	541.3	30	666.7	0	81.2	45-110	0			
Acenaphthylene	471	30	666.7	0	70.6	45-105	0			
Anthracene	544.3	30	666.7	0	81.6	55-105	0			
Benzo(a)anthracene	551.7	30	666.7	0	82.7	50-110	0			
Benzo(a)pyrene	500.7	30	666.7	0	75.1	50-110	0			
Benzo(b)fluoranthene	568	30	666.7	0	85.2	45-115	0			
Benzo(g,h,i)perylene	669.3	30	666.7	0	100	40-125	0			
Benzo(k)fluoranthene	525	30	666.7	0	78.7	45-115	0			
Bis(2-chloroethoxy)methane	485.3	160	666.7	0	72.8	45-110	0			
Bis(2-chloroethyl)ether	511	160	666.7	0	76.6	40-105	0			
Bis(2-chloroisopropyl)ether	529	160	666.7	0	79.3	20-115	0			
Bis(2-ethylhexyl)phthalate	465.3	330	666.7	0	69.8	45-125	0			
Butyl benzyl phthalate	500.3	160	666.7	0	75	50-125	0			
Carbazole	674.7	160	666.7	0	101	50-150	0			
Chrysene	566.7	30	666.7	0	85	55-110	0			
Dibenzo(a,h)anthracene	572	30	666.7	0	85.8	40-125	0			
Dibenzofuran	525.3	160	666.7	0	78.8	50-105	0			
Diethyl phthalate	496.3	330	666.7	0	74.4	50-115	0			
Dimethyl phthalate	536	330	666.7	0	80.4	50-110	0			
Di-n-butyl phthalate	572.7	330	666.7	0	85.9	55-110	0			
Di-n-octyl phthalate	561.7	160	666.7	0	84.2	40-130	0			

Note: See Qualifiers Page for a list of Qualifiers and their explanation.

Client: Oneida Total Integrated Enterprises (OTIE)

Work Order: 1212105

Project: Dixon Road SA

QC BATCH REPORT

Batch ID: 45188		Instrument ID SVMS4		Method: SW8270				
Fluoranthene	554.7	30	666.7	0	83.2	55-115	0	
Fluorene	524.3	30	666.7	0	78.6	50-110	0	
Hexachlorobenzene	490.3	160	666.7	0	73.5	45-120	0	
Hexachlorobutadiene	501.7	160	666.7	0	75.2	40-115	0	
Hexachlorocyclopentadiene	497.7	330	666.7	0	74.6	40-115	0	
Hexachloroethane	522	160	666.7	0	78.3	35-110	0	
Indeno(1,2,3-cd)pyrene	572.3	30	666.7	0	85.8	40-120	0	
Isophorone	539.7	160	666.7	0	80.9	45-110	0	
Naphthalene	534	30	666.7	0	80.1	40-105	0	
Nitrobenzene	501.3	160	666.7	0	75.2	40-115	0	
N-Nitrosodi-n-propylamine	515.3	160	666.7	0	77.3	40-115	0	
N-Nitrosodiphenylamine	579.3	160	666.7	0	86.9	50-115	0	
Pentachlorophenol	606	330	666.7	0	90.9	25-120	0	
Phenanthrene	552.7	30	666.7	0	82.9	50-110	0	
Phenol	543.7	160	666.7	0	81.5	40-100	0	
Pyrene	579.3	30	666.7	0	86.9	45-125	0	
<i>Surr: 2,4,6-Tribromophenol</i>	<i>1282</i>	<i>0</i>	<i>1667</i>	<i>0</i>	<i>76.9</i>	<i>34-140</i>	<i>0</i>	
<i>Surr: 2-Fluorobiphenyl</i>	<i>1183</i>	<i>0</i>	<i>1667</i>	<i>0</i>	<i>71</i>	<i>12-100</i>	<i>0</i>	
<i>Surr: 2-Fluorophenol</i>	<i>1413</i>	<i>0</i>	<i>1667</i>	<i>0</i>	<i>84.8</i>	<i>33-117</i>	<i>0</i>	
<i>Surr: 4-Terphenyl-d14</i>	<i>1790</i>	<i>0</i>	<i>1667</i>	<i>0</i>	<i>107</i>	<i>25-137</i>	<i>0</i>	
<i>Surr: Nitrobenzene-d5</i>	<i>1284</i>	<i>0</i>	<i>1667</i>	<i>0</i>	<i>77</i>	<i>37-107</i>	<i>0</i>	
<i>Surr: Phenol-d6</i>	<i>1444</i>	<i>0</i>	<i>1667</i>	<i>0</i>	<i>86.6</i>	<i>40-106</i>	<i>0</i>	

Note: See Qualifiers Page for a list of Qualifiers and their explanation.

Client: Oneida Total Integrated Enterprises (OTIE)

Work Order: 1212105

Project: Dixon Road SA

QC BATCH REPORT

Batch ID: 45188

Instrument ID SVMS4

Method: SW8270

MS Sample ID: 1212111-03B MS				Units: µg/Kg			Analysis Date: 12/6/2012 05:36 PM			
Client ID:		Run ID: SVMS4_121206A		SeqNo: 2161533		Prep Date: 12/6/2012		DF: 1		
Analyte	Result	PQL	SPK Val	SPK Ref Value	%REC	Control Limit	RPD Ref Value	%RPD	RPD Limit	Qual
2,4,5-Trichlorophenol	1118	310	1282	0	87.2	50-110	0			
2,4,6-Trichlorophenol	1099	310	1282	0	85.7	45-110	0			
2,4-Dichlorophenol	1055	310	1282	0	82.3	45-110	0			
2,4-Dimethylphenol	815.5	630	1282	0	63.6	30-105	0			
2,4-Dinitrophenol	885.4	1,300	1282	0	69	15-130	0			J
2,4-Dinitrotoluene	1664	310	1282	0	130	50-115	0			S
2,6-Dinitrotoluene	1067	310	1282	0	83.2	50-110	0			
2-Chloronaphthalene	1157	150	1282	0	90.2	45-105	0			
2-Chlorophenol	1071	310	1282	0	83.5	45-105	0			
2-Methylnaphthalene	6268	150	1282	4975	101	45-105	0			E
2-Methylphenol	1041	310	1282	0	81.1	40-105	0			
2-Nitroaniline	850.8	1,300	1282	0	66.3	45-120	0			J
2-Nitrophenol	869.3	310	1282	0	67.8	40-110	0			
3-Nitroaniline	2237	1,300	1282	0	174	25-110	0			S
4-Bromophenyl phenyl ether	1170	310	1282	0	91.2	45-115	0			
4-Chloro-3-methylphenol	978.3	310	1282	0	76.3	45-115	0			
4-Chloroaniline	830.2	1,300	1282	0	64.7	15-110	0			J
4-Chlorophenyl phenyl ether	950.1	310	1282	0	74.1	45-110	0			
4-Methylphenol	954.6	310	1282	0	74.4	40-105	0			
4-Nitroaniline	2127	1,300	1282	0	166	35-150	0			S
4-Nitrophenol	1454	1,300	1282	0	113	15-140	0			
Acenaphthene	1186	58	1282	331.6	66.6	45-110	0			
Acenaphthylene	852	58	1282	113.7	57.6	45-105	0			
Anthracene	1164	58	1282	100.5	83	55-105	0			
Benzo(a)anthracene	1175	58	1282	23.14	89.8	50-110	0			
Benzo(a)pyrene	967.4	58	1282	0	75.4	50-110	0			
Benzo(b)fluoranthene	1141	58	1282	0	89	45-115	0			
Benzo(g,h,i)perylene	1328	58	1282	0	104	40-125	0			
Benzo(k)fluoranthene	932.2	58	1282	0	72.7	45-115	0			
Bis(2-chloroethoxy)methane	965.5	310	1282	0	75.3	45-110	0			
Bis(2-chloroethyl)ether	1015	310	1282	0	79.1	40-105	0			
Bis(2-chloroisopropyl)ether	942.4	310	1282	0	73.5	20-115	0			
Bis(2-ethylhexyl)phthalate	961.7	630	1282	136.2	64.4	45-125	0			
Butyl benzyl phthalate	933.5	310	1282	0	72.8	50-125	0			
Carbazole	1634	310	1282	0	127	50-150	0			
Chrysene	1074	58	1282	38.02	80.8	55-110	0			
Dibenzo(a,h)anthracene	1118	58	1282	0	87.2	40-125	0			
Dibenzofuran	1485	310	1282	456.9	80.2	50-105	0			
Diethyl phthalate	968.7	630	1282	0	75.5	50-115	0			
Dimethyl phthalate	1206	630	1282	0	94	50-110	0			
Di-n-butyl phthalate	1118	630	1282	0	87.2	55-110	0			
Di-n-octyl phthalate	1089	310	1282	0	84.9	40-130	0			

Note: See Qualifiers Page for a list of Qualifiers and their explanation.

Client: Oneida Total Integrated Enterprises (OTIE)

Work Order: 1212105

Project: Dixon Road SA

QC BATCH REPORT

Batch ID: 45188		Instrument ID SVMS4		Method: SW8270					
Fluoranthene	1033	58	1282	38.68	77.6	55-115	0		
Fluorene	1416	58	1282	408.3	78.6	50-110	0		
Hexachlorobenzene	1149	310	1282	0	89.6	45-120	0		
Hexachlorobutadiene	778.9	310	1282	0	60.7	40-115	0		
Hexachlorocyclopentadiene	588.5	630	1282	0	45.9	40-115	0		J
Hexachloroethane	932.8	310	1282	0	72.7	35-110	0		
Indeno(1,2,3-cd)pyrene	1111	58	1282	0	86.6	40-120	0		
Isophorone	873.2	310	1282	0	68.1	45-110	0		
Naphthalene	2704	58	1282	2522	14.1	40-105	0		S
Nitrobenzene	826.4	310	1282	0	64.4	40-115	0		
N-Nitrosodi-n-propylamine	1018	310	1282	0	79.4	40-115	0		
N-Nitrosodiphenylamine	3893	310	1282	2109	139	50-115	0		SE
Pentachlorophenol	1289	630	1282	0	101	25-120	0		
Phenanthrene	2023	58	1282	1004	79.5	50-110	0		
Phenol	1021	310	1282	0	79.6	40-100	0		
Pyrene	1367	58	1282	221.5	89.3	45-125	0		
<i>Surr: 2,4,6-Tribromophenol</i>	2658	0	3206	0	82.9	34-140	0		
<i>Surr: 2-Fluorobiphenyl</i>	1832	0	3206	0	57.2	12-100	0		
<i>Surr: 2-Fluorophenol</i>	2622	0	3206	0	81.8	33-117	0		
<i>Surr: 4-Terphenyl-d14</i>	3425	0	3206	0	107	25-137	0		
<i>Surr: Nitrobenzene-d5</i>	2045	0	3206	0	63.8	37-107	0		
<i>Surr: Phenol-d6</i>	2638	0	3206	0	82.3	40-106	0		

Note: See Qualifiers Page for a list of Qualifiers and their explanation.

Client: Oneida Total Integrated Enterprises (OTIE)

Work Order: 1212105

Project: Dixon Road SA

QC BATCH REPORT

Batch ID: 45188

Instrument ID SVMS4

Method: SW8270

MSD Sample ID: 1212111-03B MSD				Units: µg/Kg			Analysis Date: 12/6/2012 06:07 PM			
Client ID:		Run ID: SVMS4_121206A		SeqNo: 2161534		Prep Date: 12/6/2012		DF: 1		
Analyte	Result	PQL	SPK Val	SPK Ref Value	%REC	Control Limit	RPD Ref Value	%RPD	RPD Limit	Qual
2,4,5-Trichlorophenol	1127	320	1327	0	84.9	50-110	1118	0.783	30	
2,4,6-Trichlorophenol	1104	320	1327	0	83.2	45-110	1099	0.497	30	
2,4-Dichlorophenol	1047	320	1327	0	78.9	45-110	1055	0.822	30	
2,4-Dimethylphenol	770	660	1327	0	58	30-105	815.5	5.73	30	
2,4-Dinitrophenol	775.4	1,300	1327	0	58.4	15-130	885.4	0	30	J
2,4-Dinitrotoluene	1653	320	1327	0	125	50-115	1664	0.653	30	S
2,6-Dinitrotoluene	1098	320	1327	0	82.7	50-110	1067	2.85	30	
2-Chloronaphthalene	1071	160	1327	0	80.7	45-105	1157	7.73	30	
2-Chlorophenol	1090	320	1327	0	82.2	45-105	1071	1.77	30	
2-Methylnaphthalene	6345	160	1327	4975	103	45-105	6268	1.23	30	E
2-Methylphenol	1047	320	1327	0	78.9	40-105	1041	0.585	30	
2-Nitroaniline	999.5	1,300	1327	0	75.3	45-120	850.8	0	30	J
2-Nitrophenol	870.9	320	1327	0	65.6	40-110	869.3	0.175	30	
3-Nitroaniline	2030	1,300	1327	0	153	25-110	2237	9.74	30	S
4-Bromophenyl phenyl ether	1177	320	1327	0	88.7	45-115	1170	0.563	30	
4-Chloro-3-methylphenol	1002	320	1327	0	75.5	45-115	978.3	2.34	30	
4-Chloroaniline	930.6	1,300	1327	0	70.1	15-110	830.2	0	30	J
4-Chlorophenyl phenyl ether	956.4	320	1327	0	72.1	45-110	950.1	0.661	30	
4-Methylphenol	974.3	320	1327	0	73.4	40-105	954.6	2.04	30	
4-Nitroaniline	1966	1,300	1327	0	148	35-150	2127	7.85	30	
4-Nitrophenol	1448	1,300	1327	0	109	15-140	1454	0.423	30	
Acenaphthene	1214	60	1327	331.6	66.6	45-110	1186	2.36	30	
Acenaphthylene	879.5	60	1327	113.7	57.7	45-105	852	3.17	30	
Anthracene	1199	60	1327	100.5	82.8	55-105	1164	2.96	30	
Benzo(a)anthracene	1130	60	1327	23.14	83.5	50-110	1175	3.85	30	
Benzo(a)pyrene	957.8	60	1327	0	72.2	50-110	967.4	1.01	30	
Benzo(b)fluoranthene	1149	60	1327	0	86.6	45-115	1141	0.721	30	
Benzo(g,h,i)perylene	1304	60	1327	0	98.3	40-125	1328	1.85	30	
Benzo(k)fluoranthene	900	60	1327	0	67.8	45-115	932.2	3.51	30	
Bis(2-chloroethoxy)methane	992.9	320	1327	0	74.8	45-110	965.5	2.8	30	
Bis(2-chloroethyl)ether	1033	320	1327	0	77.9	40-105	1015	1.81	30	
Bis(2-chloroisopropyl)ether	958.4	320	1327	0	72.2	20-115	942.4	1.68	30	
Bis(2-ethylhexyl)phthalate	976.3	660	1327	136.2	63.3	45-125	961.7	1.51	30	
Butyl benzyl phthalate	935.2	320	1327	0	70.5	50-125	933.5	0.187	30	
Carbazole	1614	320	1327	0	122	50-150	1634	1.22	30	
Chrysene	1113	60	1327	38.02	81	55-110	1074	3.58	30	
Dibenzo(a,h)anthracene	1116	60	1327	0	84.1	40-125	1118	0.163	30	
Dibenzofuran	1470	320	1327	456.9	76.4	50-105	1485	1.06	30	
Diethyl phthalate	966.4	660	1327	0	72.8	50-115	968.7	0.242	30	
Dimethyl phthalate	1195	660	1327	0	90	50-110	1206	0.949	30	
Di-n-butyl phthalate	1103	660	1327	0	83.1	55-110	1118	1.36	30	
Di-n-octyl phthalate	1074	320	1327	0	81	40-130	1089	1.36	30	

Note: See Qualifiers Page for a list of Qualifiers and their explanation.

Client: Oneida Total Integrated Enterprises (OTIE)

Work Order: 1212105

Project: Dixon Road SA

QC BATCH REPORT

Batch ID: 45188		Instrument ID SVMS4		Method: SW8270					
Fluoranthene	1015	60	1327	38.68	73.6	55-115	1033	1.76	30
Fluorene	1411	60	1327	408.3	75.6	50-110	1416	0.339	30
Hexachlorobenzene	1147	320	1327	0	86.4	45-120	1149	0.182	30
Hexachlorobutadiene	775.4	320	1327	0	58.4	40-115	778.9	0.462	30
Hexachlorocyclopentadiene	577.7	660	1327	0	43.5	40-115	588.5	0	30 J
Hexachloroethane	955.1	320	1327	0	72	35-110	932.8	2.36	30
Indeno(1,2,3-cd)pyrene	1105	60	1327	0	83.3	40-120	1111	0.546	30
Isophorone	888.8	320	1327	0	67	45-110	873.2	1.77	30
Naphthalene	2818	60	1327	2522	22.3	40-105	2704	4.15	30 S
Nitrobenzene	822.4	320	1327	0	62	40-115	826.4	0.478	30
N-Nitrosodi-n-propylamine	1029	320	1327	0	77.6	40-115	1018	1.1	30
N-Nitrosodiphenylamine	3928	320	1327	2109	137	50-115	3893	0.879	30 S
Pentachlorophenol	1223	660	1327	0	92.2	25-120	1289	5.27	30
Phenanthrene	1976	60	1327	1004	73.2	50-110	2023	2.37	30
Phenol	1034	320	1327	0	77.9	40-100	1021	1.3	30
Pyrene	1361	60	1327	221.5	85.9	45-125	1367	0.427	30
Surr: 2,4,6-Tribromophenol	2672	0	3316	0	80.6	34-140	2658	0.51	40
Surr: 2-Fluorobiphenyl	1910	0	3316	0	57.6	12-100	1832	4.16	40
Surr: 2-Fluorophenol	2747	0	3316	0	82.8	33-117	2622	4.66	40
Surr: 4-Terphenyl-d14	3456	0	3316	0	104	25-137	3425	0.896	40
Surr: Nitrobenzene-d5	2053	0	3316	0	61.9	37-107	2045	0.374	40
Surr: Phenol-d6	2707	0	3316	0	81.6	40-106	2638	2.57	40

The following samples were analyzed in this batch:

1212105-11A

1212105-17A

Note: See Qualifiers Page for a list of Qualifiers and their explanation.

Client: Oneida Total Integrated Enterprises (OTIE)
Work Order: 1212105
Project: Dixon Road SA

QC BATCH REPORT

Batch ID: **45227** Instrument ID **SVMS6** Method: **SW8270**

MBLK		Sample ID: SBLKW1-45227-45227				Units: µg/L		Analysis Date: 12/7/2012 03:53 PM		
Client ID:		Run ID: SVMS6_121207A				SeqNo: 2163541		Prep Date: 12/7/2012		DF: 1
Analyte	Result	PQL	SPK Val	SPK Ref Value	%REC	Control Limit	RPD Ref Value	%RPD	RPD Limit	Qual
1,4-Dichlorobenzene	U	5.0								
2,4,5-Trichlorophenol	U	5.0								
2,4,6-Trichlorophenol	U	5.0								
2,4-Dinitrotoluene	U	5.0								
Hexachloro-1,3-butadiene	U	5.0								
Hexachlorobenzene	U	5.0								
Hexachloroethane	U	5.0								
m-Cresol	U	5.0								
Nitrobenzene	U	5.0								
o-Cresol	U	5.0								
p-Cresol	U	5.0								
Pentachlorophenol	U	20								
Pyridine	U	20								
<hr/>										
Surr: 2,4,6-Tribromophenol	33.42	0	50	0	66.8	21-125	0			
Surr: 2-Fluorobiphenyl	29.22	0	50	0	58.4	36-94	0			
Surr: 2-Fluorophenol	14.13	0	50	0	28.3	10-75	0			
Surr: 4-Terphenyl-d14	43.32	0	50	0	86.6	26-119	0			
Surr: Nitrobenzene-d5	29.17	0	50	0	58.3	41-104	0			
Surr: Phenol-d6	8.07	0	50	0	16.1	11-50	0			

Note: See Qualifiers Page for a list of Qualifiers and their explanation.

Client: Oneida Total Integrated Enterprises (OTIE)
Work Order: 1212105
Project: Dixon Road SA

QC BATCH REPORT

Batch ID: **45227** Instrument ID **SVMS6** Method: **SW8270**

MBLK		Sample ID: SBLKW1-45227-45227				Units: µg/L		Analysis Date: 12/7/2012 03:53 PM		
Client ID:		Run ID: SVMS6_121207A				SeqNo: 2163556		Prep Date: 12/7/2012		DF: 1
Analyte	Result	PQL	SPK Val	SPK Ref Value	%REC	Control Limit	RPD Ref Value	%RPD	RPD Limit	Qual
1,4-Dichlorobenzene	U	5.0								
2,4,5-Trichlorophenol	U	5.0								
2,4,6-Trichlorophenol	U	5.0								
2,4-Dinitrotoluene	U	5.0								
Hexachloro-1,3-butadiene	U	5.0								
Hexachlorobenzene	U	5.0								
Hexachloroethane	U	5.0								
m-Cresol	U	5.0								
Nitrobenzene	U	5.0								
o-Cresol	U	5.0								
p-Cresol	U	5.0								
Pentachlorophenol	U	20								
Pyridine	U	20								
<hr/>										
Surr: 2,4,6-Tribromophenol	33.42	0	50	0	66.8	38-115	0			
Surr: 2-Fluorobiphenyl	29.22	0	50	0	58.4	32-100	0			
Surr: 2-Fluorophenol	14.13	0	50	0	28.3	22-59	0			
Surr: 4-Terphenyl-d14	43.32	0	50	0	86.6	23-112	0			
Surr: Nitrobenzene-d5	29.17	0	50	0	58.3	31-93	0			
Surr: Phenol-d6	8.07	0	50	0	16.1	13-36	0			

Note: See Qualifiers Page for a list of Qualifiers and their explanation.

Client: Oneida Total Integrated Enterprises (OTIE)
Work Order: 1212105
Project: Dixon Road SA

QC BATCH REPORT

Batch ID: **45227** Instrument ID **SVMS6** Method: **SW8270**

LCS		Sample ID: SLCSW1-45227-45227				Units: µg/L		Analysis Date: 12/7/2012 02:12 PM		
Client ID:		Run ID: SVMS6_121207A				SeqNo: 2163537		Prep Date: 12/7/2012		DF: 1
Analyte	Result	PQL	SPK Val	SPK Ref Value	%REC	Control Limit	RPD Ref Value	%RPD	RPD Limit	Qual
1,4-Dichlorobenzene	14.17	5.0	20	0	70.8	30-110	0			
2,4,5-Trichlorophenol	15.65	5.0	20	0	78.2	50-110	0			
2,4,6-Trichlorophenol	15.74	5.0	20	0	78.7	50-115	0			
2,4-Dinitrotoluene	18.05	5.0	20	0	90.2	50-120	0			
Hexachloro-1,3-butadiene	13.63	5.0	20	0	68.2	25-105	0			
Hexachlorobenzene	16.6	5.0	20	0	83	50-110	0			
Hexachloroethane	14.22	5.0	20	0	71.1	30-95	0			
m-Cresol	9.25	5.0	20	0	46.2	30-110	0			
Nitrobenzene	14.81	5.0	20	0	74	45-110	0			
o-Cresol	10.35	5.0	20	0	51.8	40-110	0			
p-Cresol	9.25	5.0	20	0	46.2	30-110	0			
Pentachlorophenol	14.2	20	20	0	71	40-115	0			J
Pyridine	7.17	20	20	0	35.8	10-71	0			J
Surr: 2,4,6-Tribromophenol										
Surr: 2-Fluorobiphenyl										
Surr: 2-Fluorophenol										
Surr: 4-Terphenyl-d14										
Surr: Nitrobenzene-d5										
Surr: Phenol-d6										

LCS		Sample ID: SLCSW1-45227-45227				Units: µg/L		Analysis Date: 12/7/2012 02:12 PM		
Client ID:		Run ID: SVMS6_121207A				SeqNo: 2163552		Prep Date: 12/7/2012		DF: 1
Analyte	Result	PQL	SPK Val	SPK Ref Value	%REC	Control Limit	RPD Ref Value	%RPD	RPD Limit	Qual
1,4-Dichlorobenzene	14.17	5.0	20	0	70.8	30-100	0			
2,4,5-Trichlorophenol	15.65	5.0	20	0	78.2	50-110	0			
2,4,6-Trichlorophenol	15.74	5.0	20	0	78.7	50-115	0			
2,4-Dinitrotoluene	18.05	5.0	20	0	90.2	50-120	0			
Hexachlorobenzene	16.6	5.0	20	0	83	50-110	0			
Hexachloroethane	14.22	5.0	20	0	71.1	30-95	0			
m-Cresol	9.25	5.0	20	0	46.2	30-110	0			
Nitrobenzene	14.81	5.0	20	0	74	45-110	0			
o-Cresol	10.35	5.0	20	0	51.8	30-110	0			
p-Cresol	9.25	5.0	20	0	46.2	30-110	0			
Pentachlorophenol	14.2	20	20	0	71	40-115	0			J
Surr: 2,4,6-Tribromophenol										
Surr: 2-Fluorobiphenyl										
Surr: 2-Fluorophenol										
Surr: 4-Terphenyl-d14										
Surr: Nitrobenzene-d5										
Surr: Phenol-d6										

Note: See Qualifiers Page for a list of Qualifiers and their explanation.

Client: Oneida Total Integrated Enterprises (OTIE)

Work Order: 1212105

Project: Dixon Road SA

QC BATCH REPORT

Batch ID: 45227

Instrument ID SVMS6

Method: SW8270

MS Sample ID: 1211780-46B MS				Units: µg/L			Analysis Date: 12/7/2012 02:37 PM			
Client ID:		Run ID: SVMS6_121207A		SeqNo: 2163538		Prep Date: 12/7/2012		DF: 1		
Analyte	Result	PQL	SPK Val	SPK Ref Value	%REC	Control Limit	RPD Ref Value	%RPD	RPD Limit	Qual
1,4-Dichlorobenzene	272.6	100	400	0	68.2	30-110	0			
2,4,5-Trichlorophenol	293.2	100	400	0	73.3	50-110	0			
2,4,6-Trichlorophenol	290.6	100	400	0	72.6	50-115	0			
2,4-Dinitrotoluene	324.4	100	400	0	81.1	50-120	0			
Hexachloro-1,3-butadiene	259.2	100	400	0	64.8	25-105	0			
Hexachlorobenzene	296	100	400	0	74	50-110	0			
Hexachloroethane	271.2	100	400	0	67.8	30-95	0			
m-Cresol	175.8	100	400	0	44	30-110	0			
Nitrobenzene	279.4	100	400	0	69.8	45-110	0			
o-Cresol	200.2	100	400	0	50	40-110	0			
p-Cresol	175.8	100	400	0	44	30-110	0			
Pentachlorophenol	269.6	400	400	0	67.4	40-115	0			J
Pyridine	114.8	400	400	0	28.7	10-80	0			J
Surr: 2,4,6-Tribromophenol	746.8	0	1000	0	74.7	21-125	0			
Surr: 2-Fluorobiphenyl	629.6	0	1000	0	63	36-94	0			
Surr: 2-Fluorophenol	304.6	0	1000	0	30.5	10-75	0			
Surr: 4-Terphenyl-d14	857.6	0	1000	0	85.8	26-119	0			
Surr: Nitrobenzene-d5	653.8	0	1000	0	65.4	41-104	0			
Surr: Phenol-d6	172.2	0	1000	0	17.2	11-50	0			

MS Sample ID: 1211780-46B MS				Units: µg/L			Analysis Date: 12/7/2012 02:37 PM			
Client ID:		Run ID: SVMS6_121207A		SeqNo: 2163553		Prep Date: 12/7/2012		DF: 1		
Analyte	Result	PQL	SPK Val	SPK Ref Value	%REC	Control Limit	RPD Ref Value	%RPD	RPD Limit	Qual
1,4-Dichlorobenzene	272.6	100	400	0	68.2	30-100	0			
2,4,5-Trichlorophenol	293.2	100	400	0	73.3	50-110	0			
2,4,6-Trichlorophenol	290.6	100	400	0	72.6	50-115	0			
2,4-Dinitrotoluene	324.4	100	400	0	81.1	50-120	0			
Hexachlorobenzene	296	100	400	0	74	50-110	0			
Hexachloroethane	271.2	100	400	0	67.8	30-95	0			
Nitrobenzene	279.4	100	400	0	69.8	45-110	0			
Pentachlorophenol	269.6	400	400	0	67.4	40-115	0			J
Surr: 2,4,6-Tribromophenol	746.8	0	1000	0	74.7	38-115	0			
Surr: 2-Fluorobiphenyl	629.6	0	1000	0	63	32-100	0			
Surr: 2-Fluorophenol	304.6	0	1000	0	30.5	22-59	0			
Surr: 4-Terphenyl-d14	857.6	0	1000	0	85.8	23-112	0			
Surr: Nitrobenzene-d5	653.8	0	1000	0	65.4	31-93	0			
Surr: Phenol-d6	172.2	0	1000	0	17.2	13-36	0			

Note: See Qualifiers Page for a list of Qualifiers and their explanation.

Client: Oneida Total Integrated Enterprises (OTIE)
Work Order: 1212105
Project: Dixon Road SA

QC BATCH REPORT

Batch ID: **45227** Instrument ID **SVMS6** Method: **SW8270**

MSD				Sample ID: 1211780-46B MSD				Units: µg/L		Analysis Date: 12/7/2012 03:02 PM			
Client ID:				Run ID: SVMS6_121207A				SeqNo: 2163539		Prep Date: 12/7/2012		DF: 1	
Analyte	Result	PQL	SPK Val	SPK Ref Value	%REC	Control Limit	RPD Ref Value	%RPD	RPD Limit	Qual			
1,4-Dichlorobenzene	262.6	100	400	0	65.6	30-110	272.6	3.74	30				
2,4,5-Trichlorophenol	289.6	100	400	0	72.4	50-110	293.2	1.24	30				
2,4,6-Trichlorophenol	285.4	100	400	0	71.4	50-115	290.6	1.81	30				
2,4-Dinitrotoluene	323	100	400	0	80.8	50-120	324.4	0.432	30				
Hexachloro-1,3-butadiene	250.2	100	400	0	62.6	25-105	259.2	3.53	30				
Hexachlorobenzene	296.4	100	400	0	74.1	50-110	296	0.135	30				
Hexachloroethane	261.8	100	400	0	65.4	30-95	271.2	3.53	30				
m-Cresol	185	100	400	0	46.2	30-110	175.8	5.1	30				
Nitrobenzene	266.8	100	400	0	66.7	45-110	279.4	4.61	30				
o-Cresol	208	100	400	0	52	40-110	200.2	3.82	30				
p-Cresol	185	100	400	0	46.2	30-110	175.8	5.1	30				
Pentachlorophenol	283	400	400	0	70.8	40-115	269.6	0	30	J			
Pyridine	59.2	400	400	0	14.8	10-80	114.8	0	30	J			
Surr: 2,4,6-Tribromophenol	735.6	0	1000	0	73.6	21-125	746.8	1.51	0				
Surr: 2-Fluorobiphenyl	618.2	0	1000	0	61.8	36-94	629.6	1.83	0				
Surr: 2-Fluorophenol	315.4	0	1000	0	31.5	10-75	304.6	3.48	0				
Surr: 4-Terphenyl-d14	865.2	0	1000	0	86.5	26-119	857.6	0.882	0				
Surr: Nitrobenzene-d5	617	0	1000	0	61.7	41-104	653.8	5.79	0				
Surr: Phenol-d6	187	0	1000	0	18.7	11-50	172.2	8.24	0				

MSD				Sample ID: 1211780-46B MSD				Units: µg/L		Analysis Date: 12/7/2012 03:02 PM	
Client ID:			Run ID: SVMS6_121207A			SeqNo: 2163554		Prep Date: 12/7/2012		DF: 1	
Analyte	Result	PQL	SPK Val	SPK Ref Value	%REC	Control Limit	RPD Ref Value	%RPD	RPD Limit	Qual	
1,4-Dichlorobenzene	262.6	100	400	0	65.6	30-100	272.6	3.74	30		
2,4,5-Trichlorophenol	289.6	100	400	0	72.4	50-110	293.2	1.24	30		
2,4,6-Trichlorophenol	285.4	100	400	0	71.4	50-115	290.6	1.81	30		
2,4-Dinitrotoluene	323	100	400	0	80.8	50-120	324.4	0.432	30		
Hexachlorobenzene	296.4	100	400	0	74.1	50-110	296	0.135	30		
Hexachloroethane	261.8	100	400	0	65.4	30-95	271.2	3.53	30		
Nitrobenzene	266.8	100	400	0	66.7	45-110	279.4	4.61	30		
Pentachlorophenol	283	400	400	0	70.8	40-115	269.6	0	30	J	
Surr: 2,4,6-Tribromophenol	735.6	0	1000	0	73.6	38-115	746.8	1.51	40		
Surr: 2-Fluorobiphenyl	618.2	0	1000	0	61.8	32-100	629.6	1.83	40		
Surr: 2-Fluorophenol	315.4	0	1000	0	31.5	22-59	304.6	3.48	40		
Surr: 4-Terphenyl-d14	865.2	0	1000	0	86.5	23-112	857.6	0.882	40		
Surr: Nitrobenzene-d5	617	0	1000	0	61.7	31-93	653.8	5.79	40		
Surr: Phenol-d6	187	0	1000	0	18.7	13-36	172.2	8.24	40		

The following samples were analyzed in this batch:

1212105-31A 1212105-37A

Note: See Qualifiers Page for a list of Qualifiers and their explanation.

Client: Oneida Total Integrated Enterprises (OTIE)

Work Order: 1212105

Project: Dixon Road SA

QC BATCH REPORT

Batch ID: **45212**

Instrument ID **WETCHEM**

Method: **SW7196A**

MBLK		Sample ID: MBLK-45212-45212				Units: mg/Kg		Analysis Date: 12/7/2012 04:15 PM		
Client ID:		Run ID: WETCHEM_121207M		SeqNo: 2162334		Prep Date: 12/6/2012		DF: 1		
Analyte	Result	PQL	SPK Val	SPK Ref Value	%REC	Control Limit	RPD Ref Value	%RPD	RPD Limit	Qual

Chromium, Hexavalent U 0.50

LCS		Sample ID: LCS-45212-45212				Units: mg/Kg		Analysis Date: 12/7/2012 04:15 PM		
Client ID:		Run ID: WETCHEM_121207M		SeqNo: 2162335		Prep Date: 12/6/2012		DF: 1		
Analyte	Result	PQL	SPK Val	SPK Ref Value	%REC	Control Limit	RPD Ref Value	%RPD	RPD Limit	Qual

Chromium, Hexavalent 1.506 0.50 1.992 0 75.6 75-110 0

MS		Sample ID: 1212105-18AMS				Units: mg/Kg		Analysis Date: 12/7/2012 04:15 PM		
Client ID: Dixon Road SA D12 1-4'		Run ID: WETCHEM_121207M		SeqNo: 2162346		Prep Date: 12/6/2012		DF: 1		
Analyte	Result	PQL	SPK Val	SPK Ref Value	%REC	Control Limit	RPD Ref Value	%RPD	RPD Limit	Qual

Chromium, Hexavalent U 0.50 2.016 0.007968 -0.395 60-130 0 S

MSD		Sample ID: 1212105-18AMSD				Units: mg/Kg		Analysis Date: 12/7/2012 04:15 PM		
Client ID: Dixon Road SA D12 1-4'		Run ID: WETCHEM_121207M		SeqNo: 2162347		Prep Date: 12/6/2012		DF: 1		
Analyte	Result	PQL	SPK Val	SPK Ref Value	%REC	Control Limit	RPD Ref Value	%RPD	RPD Limit	Qual

Chromium, Hexavalent U 0.50 1.992 0.007968 -0.4 60-130 0 0 30 S

The following samples were analyzed in this batch:

1212105-01A	1212105-02A	1212105-03A
1212105-04A	1212105-05A	1212105-06A
1212105-07A	1212105-08A	1212105-09A
1212105-18A		

Note: See Qualifiers Page for a list of Qualifiers and their explanation.

Client: Oneida Total Integrated Enterprises (OTIE)

Work Order: 1212105

Project: Dixon Road SA

QC BATCH REPORT

Batch ID: 45225

Instrument ID WETCHEM

Method: SW7196A

MBLK		Sample ID: MBLK-45225-45225				Units: mg/Kg		Analysis Date: 12/10/2012 11:30 A		
Client ID:		Run ID: WETCHEM_121210B				SeqNo: 2163321		Prep Date: 12/6/2012		DF: 1
Analyte	Result	PQL	SPK Val	SPK Ref Value	%REC	Control Limit	RPD Ref Value	%RPD	RPD Limit	Qual

Chromium, Hexavalent U 0.50

LCS		Sample ID: LCS-45225-45225				Units: mg/Kg		Analysis Date: 12/10/2012 11:30 A		
Client ID:		Run ID: WETCHEM_121210B				SeqNo: 2163322		Prep Date: 12/6/2012		DF: 1
Analyte	Result	PQL	SPK Val	SPK Ref Value	%REC	Control Limit	RPD Ref Value	%RPD	RPD Limit	Qual

Chromium, Hexavalent 2.004 0.50 1.992 0 101 75-110 0

MS		Sample ID: 1212105-20AMS				Units: mg/Kg		Analysis Date: 12/10/2012 11:30 A		
Client ID: Dixon Road SA D13 1-4'		Run ID: WETCHEM_121210B				SeqNo: 2163333		Prep Date: 12/6/2012		DF: 1
Analyte	Result	PQL	SPK Val	SPK Ref Value	%REC	Control Limit	RPD Ref Value	%RPD	RPD Limit	Qual

Chromium, Hexavalent U 0.50 2 0 0 60-130 0 S

MSD		Sample ID: 1212105-20AMSD				Units: mg/Kg		Analysis Date: 12/10/2012 11:30 A		
Client ID: Dixon Road SA D13 1-4'		Run ID: WETCHEM_121210B				SeqNo: 2163334		Prep Date: 12/6/2012		DF: 1
Analyte	Result	PQL	SPK Val	SPK Ref Value	%REC	Control Limit	RPD Ref Value	%RPD	RPD Limit	Qual

Chromium, Hexavalent U 0.50 2.008 0 0 60-130 0.008 0 30 S

The following samples were analyzed in this batch:

1212105-10A	1212105-11A	1212105-12A
1212105-13A	1212105-14A	1212105-15A
1212105-16A	1212105-17A	1212105-19A
1212105-20A		

Note: See Qualifiers Page for a list of Qualifiers and their explanation.

Client: Oneida Total Integrated Enterprises (OTIE)

Work Order: 1212105

Project: Dixon Road SA

QC BATCH REPORT

Batch ID: **R113594**

Instrument ID **MOIST**

Method: **A2540 G**

MBLK		Sample ID: WBLKS1-R113594					Units: % of sample		Analysis Date: 12/6/2012 03:30 PM	
Client ID:			Run ID: MOIST_121206D			SeqNo: 2161819		Prep Date:		DF: 1
Analyte	Result	PQL	SPK Val	SPK Ref Value	%REC	Control Limit	RPD Ref Value	%RPD	RPD Limit	Qual

Moisture U 0.050

LCS		Sample ID: LCS-R113594					Units: % of sample		Analysis Date: 12/6/2012 03:30 PM	
Client ID:			Run ID: MOIST_121206D			SeqNo: 2161813		Prep Date:		DF: 1
Analyte	Result	PQL	SPK Val	SPK Ref Value	%REC	Control Limit	RPD Ref Value	%RPD	RPD Limit	Qual

Moisture 100 0.050 100 0 100 99.5-100.5 0

DUP				Sample ID: 1212105-18A DUP				Units: % of sample			Analysis Date: 12/6/2012 03:30 PM		
Client ID: Dixon Road SA D12 1-4'				Run ID: MOIST_121206D				SeqNo: 2161805		Prep Date:		DF: 1	
Analyte	Result	PQL	SPK Val	SPK Ref Value	%REC	Control Limit	RPD Ref Value	%RPD	RPD Limit	Qual			

Moisture 12.97 0.050 0 0 0 -0 0 14.67 12.3 20

DUP					Sample ID: 1212105-20A DUP					Units: % of sample			Analysis Date: 12/6/2012 03:30 PM			
Client ID: Dixon Road SA D13 1-4'					Run ID: MOIST_121206D					SeqNo: 2161810			Prep Date:		DF: 1	
Analyte					Result		PQL	SPK Val	SPK Ref Value	%REC	Control Limit	RPD Ref Value	%RPD	RPD Limit	Qual	

Moisture 18.9 0.050 0 0 0 -0 0 18.46 2.36 20

The following samples were analyzed in this batch:

1212105-01A	1212105-02A	1212105-03A
1212105-04A	1212105-05A	1212105-06A
1212105-07A	1212105-08A	1212105-09A
1212105-10A	1212105-11A	1212105-12A
1212105-13A	1212105-14A	1212105-15A
1212105-16A	1212105-17A	1212105-18A
1212105-19A	1212105-20A	

Note: See Qualifiers Page for a list of Qualifiers and their explanation.



Cincinnati, OH
+1 513 733 5336

Fort Collins, CO
+1 970 490 1511

Everett, WA
+1 425 356 2600

Holland, MI
+1 616 399 6070

Chain of Custody Form

Houston, TX
+1 281 530 5656

Spring City, PA
+1 610 948 4903

South Charleston, WV
+1 304 356 3168

Middletown, PA
+1 717 944 5541

Salt Lake City, UT
+1 801 266 7700

York, PA
+1 717 505 5280

Page 1 of 3

COC ID: 10808

Environmental

Customer Information						Project Information		ALS Project Manager: _____ ALS Work Order #: <u>1212105</u>												
Parameter/Method Request for Analysis																				
Purchase Order						Project Name	Dixon Road SA	A	Total VOCs (8260B)											
Work Order						Project Number		B	TCLP VOCs (8260B)											
Company Name	Oneida Total Integrated Enterprises					Bill To Company	Oneida Total Integrated Enterprises	C	Total SVOCs (8270C)											
Send Report To	Santino Nardulli					Invoice Attn		D	TCLP SVOCs (8270C)											
Address	100 West Monroe, Suite 300					Address	1033 North Mayfair Road Suite 200	E	Total RCRA - 8 Metals (6020A/7470)											
City/State/Zip	Chicago, IL 60603					City/State/Zip	Milwaukee, WI 53226	F	TCLP RCRA - 8 (6020B/7470)											
Phone	(312) 220-7000					Phone		G	Total PCBs (8082)											
Fax	(312) 220-7004					Fax		H	Pesticides (8081)											
e-Mail Address						e-Mail Address		I	Herbicides (8151A) CR6 7196											
								J	Moisture											

No.	Sample Description	Date	Time	Matrix	Pres.	# Bottles	A	B	C	D	E	F	G	H	I	J	Hold
1	DR-SUR-01	12/3/12	1440	Soil		1					X	X ²¹	X	X	X		
2	DR-SUR-02	12/3/12	1446	Soil		1					X	X ²²	X	X	X		
3	DR-SUR-03	12/3/12	1504	Soil		1					X	X ²³	X	X	X		
4	DR-SUR-04	12/3/12	1523	Soil		1					X	X ²⁴	X	X	X		
5	DR-SUR-05	12/3/12	1530	Soil		1					X	X ²⁵	X	X	X		
6	DR-SUR-06	12/3/12	1538	Soil		1					X	X ²⁶	X	X	X		
7	DR-SUR-07	12/3/12	1550	Soil		1					X	X ²⁷	X	X	X		
8	DR-SUR-08	12/3/12	1600	Soil		1					X	X ²⁸	X	X	X		
9	DR-SUR-09	12/3/12	1443	Soil		1					X	X ²⁹	X	X	X		
10																	

Sampler(s) Please Print & Sign				Shipment Method		Required Turnaround Time: (Check Box) <input type="checkbox"/> Other _____ <input type="checkbox"/> STD 10 Wk Days <input checked="" type="checkbox"/> 5 Wk Days <input type="checkbox"/> 2 Wk Days <input type="checkbox"/> 24 Hour				Results Due Date:	
Relinquished by: <u>Santino Nardulli</u>		Date: <u>12/3/12</u>	Time: <u>1915</u>	Received by: <u>P. Anderson</u>		Notes: <u>See Nardulli 12/4/12 1400</u>					
Relinquished by: <u>P. Anderson</u>		Date: <u>12/4/12</u>	Time: <u>1230</u>	Received by (Laboratory): <u>[Signature]</u>		Cooler ID	Cooler Temp	QC Package: (Check One Box Below)			
Logged by (Laboratory): <u>KE</u>		Date: <u>12/5/12</u>	Time: <u>0720</u>	Checked by (Laboratory): <u>[Signature]</u>			4.0°C	<input type="checkbox"/> Level II Std QC <input type="checkbox"/> TRRP Checklist <input type="checkbox"/> Level III Std QC/Raw Date <input type="checkbox"/> TRRP Level IV <input type="checkbox"/> Level IV SW846/CLP <input type="checkbox"/> Other _____			
Preservative Key: 1-HCl 2-HNO ₃ 3-H ₂ SO ₄ 4-NaOH 5-Na ₂ S ₂ O ₃ 6-NaHSO ₄ 7-Other 8-4°C 9-5035											

Note: 1. Any changes must be made in writing once samples and COC Form have been submitted to ALS Environmental.
 2. Unless otherwise agreed in a formal contract, services provided by ALS Environmental are expressly limited to the terms and conditions stated on the reverse.
 3. The Chain of Custody is a legal document. All information must be completed accurately.

Copyright 2012 by ALS Environmental.



Cincinnati, OH
+1 513 733 5336

Fort Collins, CO
+1 970 490 1511

Everett, WA
+1 425 356 2600

Holland, MI
+1 616 399 6070

Chain of Custody Form

Houston, TX
+1 281 530 5656

Spring City, PA
+1 610 948 4903

South Charleston, WV
+1 304 356 3168

Middletown, PA
+1 717 944 5541

Salt Lake City, UT
+1 801 266 7700

York, PA
+1 717 505 5280

Page 2 of 3

COC ID: 10806

Environmental

Customer Information				Project Information				Parameter/Method Request for Analysis											
Purchase Order		Project Name	Dixon Road SA	A	Total VOCs (8260B)														
Work Order		Project Number		B	TCLP VOCs (8260B)														
Company Name	Oneida Total Integrated Enterprises	Bill To Company	Oneida Total Integrated Enterprises	C	Total SVOCs (8270C)														
Send Report To	Santino Nardulli	Invoice Attn		D	TCLP SVOCs (8270C)														
Address	100 West Monroe, Suite 300	Address	1033 North Mayfair Road Suite 200	E	Total RCRA - 8 Metals (6020A/7470)														
City/State/Zip	Chicago, IL 60603	City/State/Zip	Milwaukee, WI 53226	F	TCLP RCRA - 8 (6020B/7470)														
Phone	(312) 220-7000	Phone		G	Total PCBs (8082)														
Fax	(312) 220-7004	Fax		H	Pesticides (8081)														
e-Mail Address		e-Mail Address		I	Herbicides (8151A) CR6 7196														
				J	Moisture														

No.	Sample Description	Date	Time	Matrix	Pres.	# Bottles	A	B	C	D	E	F	G	H	I	J	Hold
1	Dixon Road SA D3 1-4'	12/3/12	1420	Soil		1					X	(X)	X	X	X		
1	Dixon Road SA D3 4-8'	12/3/12	1430	Soil		1			X	(X)	X	(X)	X	X	X		
12	Dixon Road SA D3 8-12'	12/3/12	1434	Soil		1					X	(X)	X	X	X		
13	Dixon Road SA D4 1-4'	12/3/12	1448	Soil		1					X	(X)	X	X	X		
14	Dixon Road SA D6 1-4'	12/3/12	1459	Soil		1					X	(X)	X	X	X		
15	Dixon Road SA D6 4-8'	12/3/12	1509	Soil		1					X	(X)	X	X	X		
16	Dixon Road SA D7 1-4'	12/3/12	1517	Soil		1					X	(X)	X	X	X		
17	Dixon Road SA D11 4-8'	12/3/12	1557	Soil		1			X	(X)	X	(X)	X	X	X		
18	Dixon Road SA D12 1-4'	12/3/12	1615	Soil		1					X	(X)	X	X	X		
19	Dixon Road SA D12A 1-4'	12/3/12	1616	Soil		1					X	(X)	X	X	X		

Sampler(s) Please Print & Sign <i>Santino Nardulli</i>		Shipment Method		Required Turnaround Time: (Check Box) <input type="checkbox"/> Other _____ <input type="checkbox"/> STD 10 Wk Days <input type="checkbox"/> 5 Wk Days <input type="checkbox"/> 2 Wk Days <input type="checkbox"/> 24 Hour				Results Due Date:	
Relinquished by: <i>Santino Nardulli</i>	Date: 12/3/12	Time: 1915	Received by: <i>Person</i>	Notes: <i>CR6 7196 12/4/12 1400</i>					
Relinquished by: <i>Person</i>	Date: 12/4/12	Time: 1230	Received by (Laboratory): <i>Person</i>	Cooler ID	Cooler Temp	QC Package: (Check One Box Below)			
Logged by (Laboratory): <i>KW</i>	Date: 12/5/12	Time: 0720	Checked by (Laboratory): <i>Person</i>			<input type="checkbox"/> Level II Std QC <input type="checkbox"/> TRRP Checklist <input type="checkbox"/> Level III Std QC/Raw Date <input type="checkbox"/> TRRP Level IV <input type="checkbox"/> Level IV SW846/CLP <input type="checkbox"/> Other _____			
Preservative Key: 1-HCl 2-HNO ₃ 3-H ₂ SO ₄ 4-NaOH 5-Na ₂ S ₂ O ₃ 6-NaHSO ₄ 7-Other 8-4°C 9-5035									

- Note: 1. Any changes must be made in writing once samples and COC Form have been submitted to ALS Environmental.
 2. Unless otherwise agreed in a formal contract, services provided by ALS Environmental are expressly limited to the terms and conditions stated on the reverse.
 3. The Chain of Custody is a legal document. All information must be completed accurately.



Cincinnati, OH
+1 513 733 5336

Fort Collins, CO
+1 970 490 1511

Everett, WA
+1 425 356 2600

Holland, MI
+1 616 399 6070

Chain of Custody Form

Houston, TX
+1 281 530 5656

Spring City, PA
+1 610 948 4903

Middletown, PA
+1 717 944 5541

Salt Lake City, UT
+1 801 266 7700

South Charleston, WV
+1 304 356 3168

York, PA
+1 717 505 5280

Page 3 of 3

COC ID: 10810

Environmental

ALS Project Manager:				ALS Work Order #: <u>1212105</u>																
Customer Information				Project Information				Parameter/Method Request for Analysis												
Purchase Order				Project Name	Dixon Road SA			A	Total VOCs (8200B)											
Work Order				Project Number				B	TCLP VOCs (8200B)											
Company Name	Oneida Total Integrated Enterprises			Bill To Company	Oneida Total Integrated Enterprises			C	Total SVOCs (8270C)											
Send Report To	Santino Nardulli			Invoice Attn				D	TCLP SVOCs (8270C)											
Address	100 West Monroe, Suite 300			Address	1033 North Mayfair Road Suite 200			E	Total RCRA - 8 Metals (6020A/7470)											
								F	TCLP RCRA - 8 (6020B/7470)											
City/State/Zip	Chicago, IL 60603			City/State/Zip	Milwaukee, WI 53226			G	Total PCBs (8082)											
Phone	(312) 220-7000			Phone				H	Pesticides (8081)											
Fax	(312) 220-7004			Fax				I	Herbicides (8151A) <u>CR6 7196</u>											
e-Mail Address				e-Mail Address				J	Moisture											

No.	Sample Description	Date	Time	Matrix	Pres.	# Bottles	A	B	C	D	E	F	G	H	I	J	Hold
18 24	Dixon Road SA D12 MS/MSD 1-4'	12/3/12	1617	Soil		1					X	X	X	X	X		
20 22	Dixon Road SA D13 MS/MSD 1-4'	12/3/12	1644	Soil		1					X	X	X	X	X		
20 23	Dixon Road SA D13 1-4'	12/3/12	1644	Soil		1					X	X	X	X	X		
4																	
5																	
6																	
7																	
8																	
9																	
10																	

Sampler(s) Please Print & Sign <u>Santino Nardulli</u> <u>Santos Nardulli</u>				Shipment Method		Required Turnaround Time: (Check Box) <input type="checkbox"/> Other _____ <input type="checkbox"/> STD 10 Wk Days <input type="checkbox"/> 5 Wk Days <input type="checkbox"/> 2 Wk Days <input type="checkbox"/> 24 Hour				Results Due Date:		
Relinquished by: <u>Santos Nardulli</u>	Date: <u>12/3/12</u>	Time: <u>1915</u>	Received by: <u>Peter Nardulli</u>			Notes: <u>CR6 7196 12/3/12 1700</u>						
Relinquished by: <u>Peter Nardulli</u>	Date: <u>12/4/12</u>	Time: <u>1230</u>	Received by (Laboratory): <u>ALS</u>			Cooler ID	Cooler Temp	QC Package: (Check One Box Below)				
Logged by (Laboratory): <u>Ken</u>	Date: <u>12/5/12</u>	Time: <u>0720</u>	Checked by (Laboratory): <u>ALS</u>					<input type="checkbox"/> Level II Std QC <input type="checkbox"/> TRRP Checklist <input type="checkbox"/> Level III Std QC/Raw Date <input type="checkbox"/> TRRP Level IV <input type="checkbox"/> Level IV SW846/CLP <input type="checkbox"/> Other _____				
Preservative Key: 1-HCl 2-HNO ₃ 3-H ₂ SO ₄ 4-NaOH 5-Na ₂ S ₂ O ₃ 6-NaHSO ₄ 7-Other 8-4°C 9-5035												

Note: 1. Any changes must be made in writing once samples and COC Form have been submitted to ALS Environmental.
 2. Unless otherwise agreed in a formal contract, services provided by ALS Environmental are expressly limited to the terms and conditions stated on the reverse.
 3. The Chain of Custody is a legal document. All information must be completed accurately.

Copyright 2012 by ALS Environmental.

Sample Receipt Checklist

Client Name: **OTIE - CHICAGO**

Date/Time Received: **04-Dec-12 12:30**

Work Order: **1212105**

Received by: **KRW**

Checklist completed by Keith Wurenga 05-Dec-12
eSignature Date

Reviewed by: Joseph Ribar 05-Dec-12
eSignature Date

Matrices: Soil

Carrier name: ALSHN

Shipping container/cooler in good condition?	Yes <input checked="" type="checkbox"/>	No <input type="checkbox"/>	Not Present <input type="checkbox"/>
Custody seals intact on shipping container/cooler?	Yes <input type="checkbox"/>	No <input type="checkbox"/>	Not Present <input checked="" type="checkbox"/>
Custody seals intact on sample bottles?	Yes <input type="checkbox"/>	No <input type="checkbox"/>	Not Present <input checked="" type="checkbox"/>
Chain of custody present?	Yes <input checked="" type="checkbox"/>	No <input type="checkbox"/>	
Chain of custody signed when relinquished and received?	Yes <input checked="" type="checkbox"/>	No <input type="checkbox"/>	
Chain of custody agrees with sample labels?	Yes <input checked="" type="checkbox"/>	No <input type="checkbox"/>	
Samples in proper container/bottle?	Yes <input checked="" type="checkbox"/>	No <input type="checkbox"/>	
Sample containers intact?	Yes <input checked="" type="checkbox"/>	No <input type="checkbox"/>	
Sufficient sample volume for indicated test?	Yes <input checked="" type="checkbox"/>	No <input type="checkbox"/>	
All samples received within holding time?	Yes <input checked="" type="checkbox"/>	No <input type="checkbox"/>	
Container/Temp Blank temperature in compliance?	Yes <input checked="" type="checkbox"/>	No <input type="checkbox"/>	
Temperature(s)/Thermometer(s):	<u>4.0 C</u>		
Cooler(s)/Kit(s):			
Date/Time sample(s) sent to storage:	<u>12/5/2012 8:38:57 AM</u>		
Water - VOA vials have zero headspace?	Yes <input type="checkbox"/>	No <input type="checkbox"/>	No VOA vials submitted <input checked="" type="checkbox"/>
Water - pH acceptable upon receipt?	Yes <input type="checkbox"/>	No <input type="checkbox"/>	N/A <input checked="" type="checkbox"/>
pH adjusted?	Yes <input type="checkbox"/>	No <input type="checkbox"/>	N/A <input checked="" type="checkbox"/>
pH adjusted by:			
Login Notes:			

Client Contacted:

Date Contacted:

Person Contacted:

Contacted By:

Regarding:

Comments:

CorrectiveAction: