

Scribe.NET Workflow Models

Scribe.NET provides a method of storing and sharing Scribe projects. Using Scribe.NET, Scribe projects can be shared between Scribe desktop clients and/or enterprise Oracle/SQL database clients. Scribe projects are “Published” from the Scribe desktop client, and other desktop/enterprise users “Subscribe” to the published projects. Users can subscribe to individual or multiple projects. Regional or global subscriptions can also be created for sharing entire sets of published projects.

By default, Scribe desktop clients have access to generic publisher accounts in order to quickly and easily publish their project to Scribe.NET. Subscriptions, however, are managed on the server to provide secure access to the published data. An end user must have the subscription ID and Password before they have access to the published project(s). The configuration of the subscription will determine which projects a user will acquire when they use a particular subscription ID. Subscriptions function differently for desktop clients than enterprise Oracle/SQL clients.

Desktop Subscriptions

When a desktop Scribe client subscribes to a single project, that project is downloaded and saved on their workstation. When a Scribe desktop client subscribes to multiple projects, those projects are automatically merged together and saved in a single file on their workstation. This is useful in situations where multiple field crews conduct sampling at remote locations. NOTE: When updates to a project are published, the desktop user must manually re-subscribe to the project in order to receive the updates.

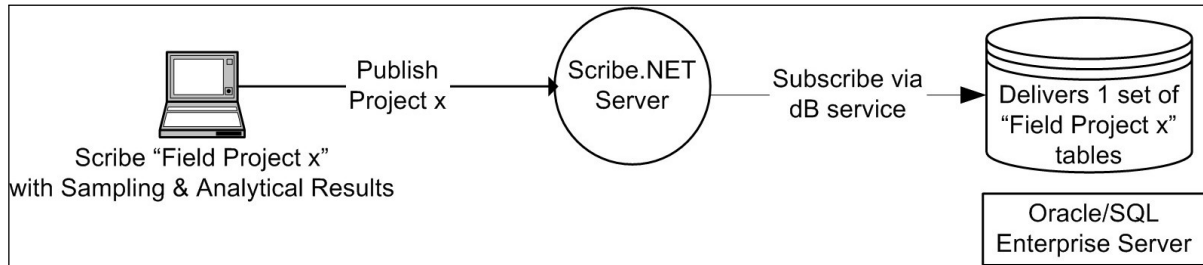
Enterprise Oracle/SQL Subscriptions

When an enterprise client subscribes to a single project, a single set of tables is delivered to the enterprise server. When an enterprise client subscribes to multiple projects, a unique set of tables for each project is delivered to the enterprise Oracle/SQL server. Unlike the desktop client, the enterprise subscription is continually polling or searching the Scribe.NET server for updates to projects included in the subscription. Therefore, when project updates are published to Scribe.NET, they are automatically received at the enterprise server.

The information on the following pages presents some common scenarios for publishing and subscribing to Scribe projects using Scribe.NET and the end results on both the Scribe desktop and enterprise server.

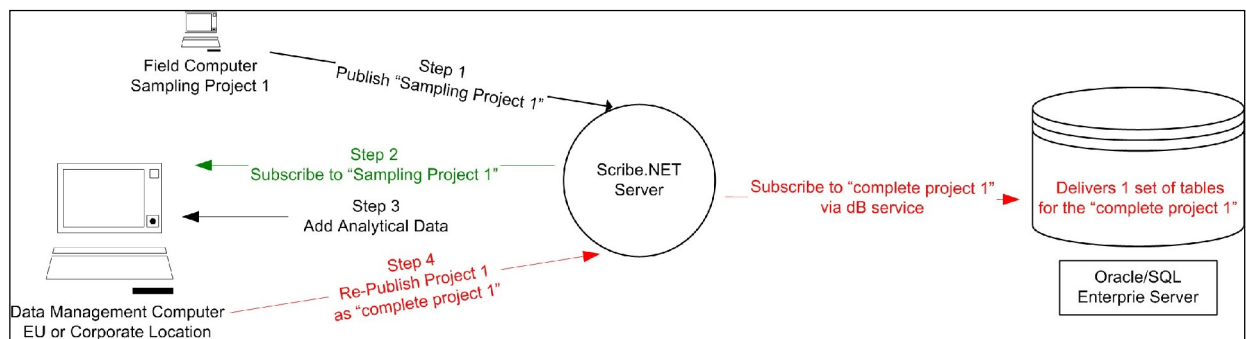
1. Basic Scribe.NET Flow (Field project to Enterprise Server)

In this scenario, the field controls all aspects of the Scribe project including sampling and analytical data. They publish a complete Scribe project and the enterprise Oracle/SQL server acquires the project via an enterprise ORACLE/SQL subscription.



2. Importing Analytical Data to a Published Sampling Project

If analytical data is received and managed at a location other than the field (i.e., environmental unit (EU) or corporate office) the analytical staff can import that data to the existing Scribe field project. In this scenario, the field publishes their sampling project and the EU or corporate office first subscribes to the sampling project and then imports analytical data. When the field publishes updated sampling projects, the analytical staff must re-subscribe to the sampling project to receive the updates. The analytical staff can also publish their complete project where the enterprise Oracle/SQL server can subscribe to that single complete project.

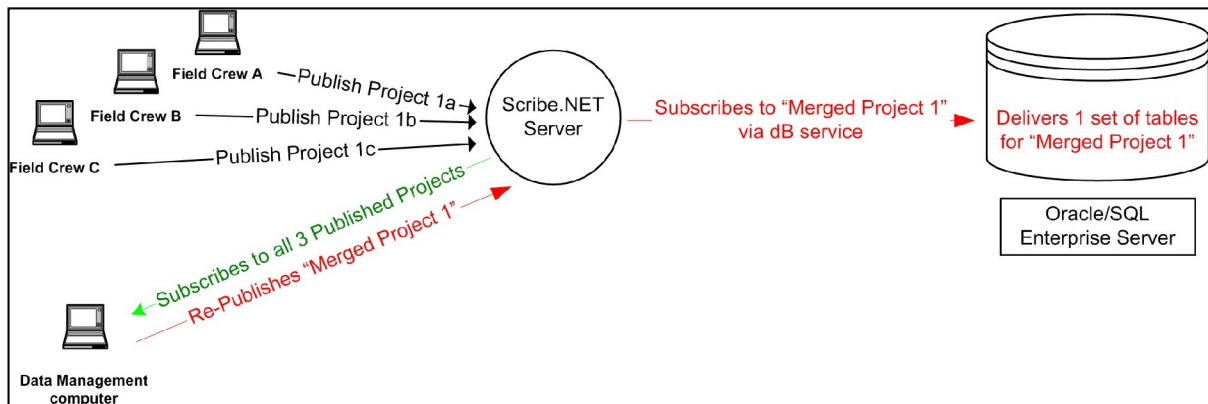


3. Merging Multiple Scribe Projects

Merging Scribe projects is done with a Scribe desktop client. This workflow model is useful for several scenarios, i.e., multiple field sampling crews, and/or combining sampling and analytical projects. NOTE: Each of the individual projects must use the same site number in order to be merged as one project.

- a. Merging Multiple Field Crew Projects – In this scenario, each field crew collects samples and publishes their project to Scribe.NET. Analytical data can be imported into the individual field crew projects or it can be imported after merging the field projects. When all projects are published, a Scribe desktop user subscribes to those projects. The desktop subscription will automatically download those projects and create one “merged project” in Scribe. After the merged project is created on the Scribe desktop, it can be re-published to Scribe.NET as a single project. If an enterprise Oracle/SQL database server subscribes to the “merged project”, one set of tables will be delivered to the Enterprise Oracle/SQL database server for that project.

1. As field crews publish updated projects, the Scribe desktop can re-subscribe to those projects and the “merged Scribe project” on the desktop will be updated.

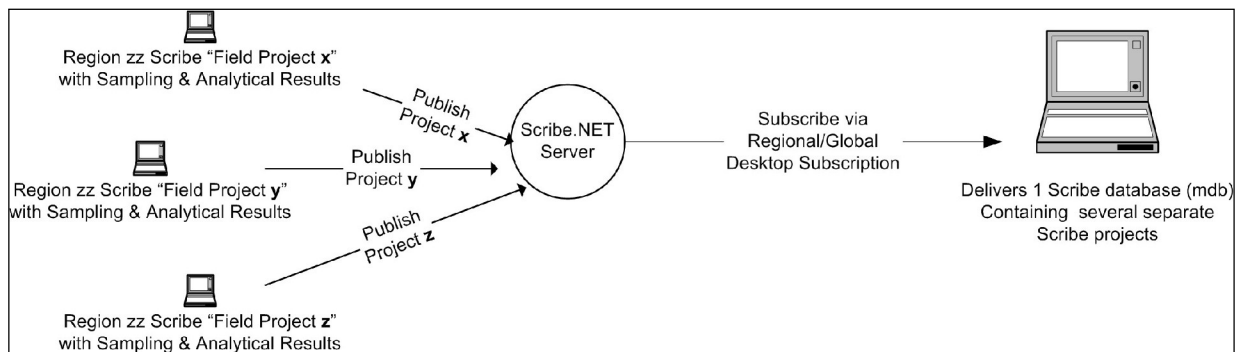


4. Regional/Global Subscriptions

A Regional/Global Subscription is used to subscribe to an entire set of projects published to Scribe.NET. For example, an enterprise Oracle/SQL database server can have a Regional subscription to ALL projects published in a specific Region. The result of using a Regional/Global subscription differs on a Scribe desktop as opposed to an enterprise Oracle/SQL database server.

a. Regional/Global Scribe Desktop Subscription

In this scenario, a Scribe desktop subscription is configured for all projects published to Scribe.NET in one Region. When a Scribe Desktop client uses this type of Subscription, all of the projects are downloaded and merged into 1 Scribe database project.



b. Regional/Global Enterprise Database Subscription

In this Scenario, an enterprise Oracle/SQL database subscription is configured for all projects published to Scribe.NET in one Region. The enterprise subscription will deliver a unique set of tables to the enterprise Oracle/SQL server for each of these projects. The subscription will continually poll the Scribe.NET server for any updates to any of the projects in the subscription set. When project updates are published to Scribe.NET, they automatically transfer to the appropriate Enterprise Oracle/SQL table(s).

