


MA-08  PASSIVE SOIL-GAS SAMPLE LOCATION

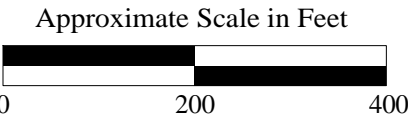
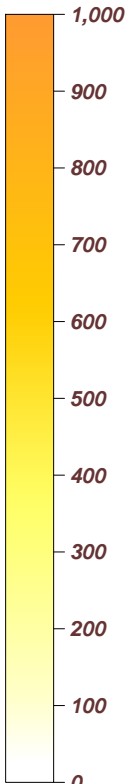



Figure 1
Passive Soil-Gas Survey
Sample Locations

EPA Removal Site
Grand Prairie, TX



Color Scale
(nanograms)



1,000 1,1-DICHLOROETHENE (nanograms)
MA-08 PASSIVE SOIL-GAS SAMPLE LOCATION

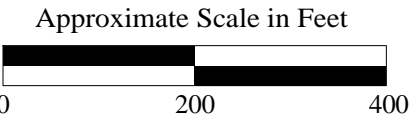
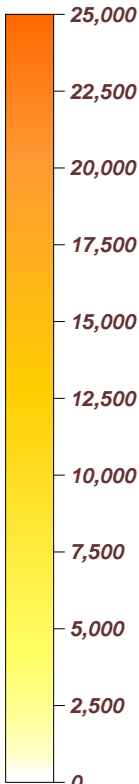



Figure 2
Passive Soil-Gas Survey
1,1-Dichloroethene
EPA Removal Site
Grand Prairie, TX



Color Scale
(nanograms)



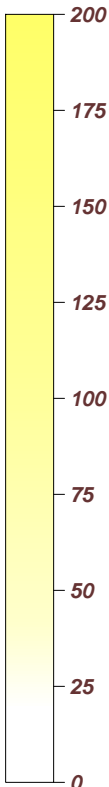
1,000 TRICHLOROETHENE (nanograms)

MA-08▲ PASSIVE SOIL-GAS SAMPLE LOCATION


Approximate Scale in Feet



Figure 3
Passive Soil-Gas Survey
Trichloroethene
EPA Removal Site
Grand Prairie, TX



Color Scale
(nanograms)



1,000 TETRACHLOROETHENE (nanograms)
MA-08 PASSIVE SOIL-GAS SAMPLE LOCATION

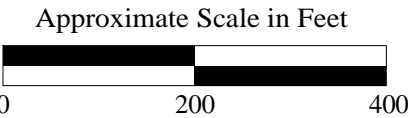


Figure 4
Passive Soil-Gas Survey
Tetrachloroethene
EPA Removal Site
Grand Prairie, TX